



## SUMMARY REPORT - NOVA SCOTIA ORGANIZATION

Canadian Sport Policy Renewal 2011



### ARE YOU ANSWERING THIS SURVEY ON BEHALF OF:

Response	Chart	Percentage	Count
Yourself (as an individual)		0%	0
Your Organization		100%	17
		<b>Total Responses</b>	<b>17</b>








### IN WHAT PROVINCE/TERRITORY IS YOUR ORGANIZATION BASED?

Response	Chart	Percentage	Count
Alberta		0%	0
British Columbia		0%	0
Manitoba		0%	0
New Brunswick		0%	0
Newfoundland and Labrador		0%	0
Northwest Territories		0%	0
Nova Scotia		100%	17
Nunavut		0%	0
Ontario		0%	0
Prince Edward Island		0%	0
Québec		0%	0
Saskatchewan		0%	0
Yukon		0%	0
		<b>Total Responses</b>	<b>17</b>

### IS YOUR ORGANIZATION INVOLVED WITH SPORT?

Response	Chart	Percentage	Count
Yes		100%	17
No		0%	0
		<b>Total Responses</b>	<b>17</b>






### HOW WOULD YOU BEST DESCRIBE YOUR ORGANIZATION?







Response	Chart	Percentage	Count
Publicly Funded (including Municipal, P/T, Federal Government)		24%	4
Not-for-Profit/Voluntary		41%	7
National Sport (NSO/MSO/CSC)		6%	1
Provincial/Territorial Sport		53%	9
Corporate/For Profit		0%	0
Education		18%	3
Other, please specify:		6%	1
		<b>Total Responses</b>	<b>17</b>

### HOW WOULD YOU BEST DESCRIBE YOUR ORGANIZATION? (OTHER, PLEASE SPECIFY:)

#	Response
1.	NSSAF

### WHAT ARE THE REASONS FOR YOUR ORGANIZATION'S INTEREST IN PROMOTING PARTICIPATION IN SPORT?










Response	Chart	Percentage	Count
Promote Healthy Lifestyles		94%	15
Reduce sport dropout rates		50%	8
Increase the exposure of children and youth to sport		88%	14
Increase individual and family-based participation		69%	11
Increase sport opportunities for under-represented groups		69%	11

Improve athlete performance (national/international level)		56%	9
Foster civic engagement		31%	5
Contribute to community-building		69%	11
Contribute to Social Development (youth-at-risk)		56%	9
Foster participation for coaches, officials, administrators, and/or volunteers		69%	11
Other, please specify:		6%	1
<b>Total Responses</b>			<b>16</b>

WHAT ARE THE REASONS FOR YOUR ORGANIZATION'S INTEREST IN PROMOTING PARTICIPATION IN SPORT? (OTHER, PLEASE SPECIFY:)

#	Response
1.	healthy seniors

WHAT ARE THE MOST IMPORTANT CHALLENGES AFFECTING YOUR ORGANIZATION'S EFFORTS TO PROMOTE AND INCREASE PARTICIPATION IN SPORT?

Response	Chart	Percentage	Count
Size, Availability, and/or Suitability of Facilities		62%	10
Communication with Stakeholders		12%	2
Human Resource Capacity		38%	6
Governance and Management Issues		12%	2
Funding/Sponsorship		81%	13
Program Development		31%	5
Dependency on Volunteers		50%	8
Growing popularity of non-traditional sports and physical recreation		25%	4
Other, please specify:		6%	1

WHAT ARE THE MOST IMPORTANT CHALLENGES AFFECTING YOUR ORGANIZATION’S EFFORTS TO PROMOTE AND INCREASE PARTICIPATION IN SPORT? (OTHER, PLEASE SPECIFY:)














#	Response
1.	opportunities that meet the specific needs of underserved populations

HOW DOES YOUR ORGANIZATION DEFINE A QUALITY SPORT EXPERIENCE?

#	Response						
1.	where individuals have fun, learn specific sport skills, and socialize in a positive experience. In addition the individual develops long lasting skills that will be retained for life						
2.	Giving opportunities for all athletes to be the best that they can be at their chosen level of participation.						
3.	<p>1. Interscholastic athletics should be an integral part of the school program at the secondary level, not apart from it. 2. All concerned with school athletics shall encourage and promote positive race relations, cross cultural understanding and human rights with respect to race, culture, ethnicity, gender, ability, lifestyle, diversity, and religion. 3. Students should be encouraged to participate in a variety of school activities. 4. All participants in interscholastic athletic competition are to compete with the highest degree of good sportsmanship and fair play and promote good, friendly relationships. 5. All members of the coaching staff should cooperatively strive to serve the best interests of the student. 6. Generally, sport seasons should not overlap. Students should not find it necessary to divide or choose their athletic interests before one sport season is completed and another begins. 7. Member schools should establish policies for starting dates for team selection and practice time which ensure that the “in season” sport is given a legitimate opportunity to develop. 8. Taking part in school sport should be enjoyable as well as provide opportunities for personal growth and skill development. 9. Administrators and coaches should cooperatively establish school policies and procedures for the interscholastic athletic program which address areas such as:</p> <table border="0" style="width: 100%;"> <tr> <td style="width: 33%;">a) requirements for participation</td> <td style="width: 33%;">– academic</td> <td style="width: 33%;"></td> </tr> <tr> <td>b) adherence to NSSAF eligibility</td> <td>c) adherence to NSSAF regulations</td> <td>– attendance</td> </tr> </table> <p>10. The demands being placed upon students and coaches in an athletic program should be closely monitored and evaluated in terms of the overall objectives of education. Student-athletes and teacher-coaches need time for other pursuits during the season. The schedule of games and practices should provide days off for those involved to rest; to be with their families; to do school work; to prepare lessons, etc. or to pursue another interest.</p>	a) requirements for participation	– academic		b) adherence to NSSAF eligibility	c) adherence to NSSAF regulations	– attendance
a) requirements for participation	– academic						
b) adherence to NSSAF eligibility	c) adherence to NSSAF regulations	– attendance					
4.	When athletes become competitive, coachable, confident and well rounded.						
5.	by gathering and competing physically, mentally and socially						
6.	environmentally setting for community where the culture is similar and shared together as Deaf community and sports comes together						

- 7. A quality sport experience is one in which stated outcomes are achieved (athletic development, fun, personal growth, etc.) and one that most participant(s) would wish to repeat.
- 8. Where the participant has fun and can't wait to come back.
- 9. An experience that provides a safe and dynamic setting where fairness and quality are exemplified.






**WHAT VALUES DOES YOUR ORGANIZATION THINK SHOULD DEFINE SPORT, AS PRACTICED ON THE FIELD OF PLAY, IN CANADA?**

Response	Chart	Percentage	Count
Enjoyment		92%	11
Integrity		58%	7
Safety		75%	9
Teamwork		67%	8
Respect		67%	8
Fair play		92%	11
Pursuit of excellence (individual/personal)		83%	10
Pursuit of excellence (objective/measured)		42%	5
Accessibility for all		83%	10
Participant-centred		83%	10
Knowledge-based		67%	8
Ethical conduct		58%	7
Moral education and development		42%	5
Other, please specify:		0%	0
<b>Total Responses</b>			<b>12</b>

**WHAT VALUES DOES YOUR ORGANIZATION THINK SHOULD DEFINE SPORT, AS PRACTICED ON THE FIELD OF PLAY, IN CANADA? (OTHER, PLEASE SPECIFY:)**

# Response


**WHAT COULD SPORT'S GREATEST CONTRIBUTION BE TO CANADIAN SOCIETY OVER THE NEXT 10 YEARS?**

Response	Chart	Percentage	Count
Population Health		100%	12
Nation Building (national pride)		50%	6
Community Building		42%	5
Social Development		67%	8
Civic Engagement (Volunteerism)		42%	5
Other, please specify:		0%	0
<b>Total Responses</b>			<b>12</b>









WHAT COULD SPORT'S GREATEST CONTRIBUTION BE TO CANADIAN SOCIETY OVER THE NEXT 10 YEARS? (OTHER, PLEASE SPECIFY:)





# Response

SHOULD EFFORTS BE MADE TO INCREASE THE PARTICIPATION OF SPECIFIC POPULATION GROUPS IN SPORT?

Response	Chart	Percentage	Count
Yes		100%	12
No		0%	0
<b>Total Responses</b>			<b>12</b>

IF YES, WHICH GROUPS SHOULD BE TARGETED?

Response	Chart	Percentage	Count
Children and Youth		83%	10
Girls and Young Women		83%	10
Aboriginal Peoples		50%	6
Persons with a Disability		75%	9
Youth at Risk		58%	7
Visible Minorities		58%	7
Economically Disadvantaged Individuals		58%	7
Aging Population		58%	7

Persons at Risk for Obesity and Obesity-related Illness		50%	6
Newcomers to Canada		33%	4
Parents		50%	6
Other, please specify:		8%	1
<b>Total Responses</b>			<b>12</b>



IF YES, WHICH GROUPS SHOULD BE TARGETED? (OTHER, PLEASE SPECIFY:)

#	Response
1.	Deaf sports groups






IF NOT, WHY NOT?

There are no responses to this question.

DOES YOUR ORGANIZATION OFFER PROGRAMS AND SERVICES IN BOTH OFFICIAL LANGUAGES?

Response	Chart	Percentage	Count
Yes		0%	0
No		100%	12
<b>Total Responses</b>			<b>12</b>



WHAT ARE THE CURRENT CHALLENGES IN OFFERING SUCH PROGRAMS AND SERVICES?

Response	Chart	Percentage	Count
Human Resources		75%	9
Funding		92%	11
Resource Support (Tools, Programs, etc)		17%	2
Program Enrollment		25%	3
Other, please specify:		8%	1
<b>Total Responses</b>			<b>12</b>

WHAT ARE THE CURRENT CHALLENGES IN OFFERING SUCH PROGRAMS AND SERVICES? (OTHER, PLEASE SPECIFY:)

#	Response
1.	There is not the demand in Nova Scotia and in most cases at least one coach on the ice has enough french to explain elements

HAVE YOU HEARD OF CANADIAN SPORT FOR LIFE (CS4L) OR LONG TERM ATHLETE DEVELOPMENT (LTAD)?

Response	Chart	Percentage	Count
Yes		92%	11
No		8%	1
		<b>Total Responses</b>	<b>12</b>

WHAT IS THE CURRENT IMPACT OF CS4L IMPLEMENTATION?

#	Response
1.	the integration of sport and Municipal recreation will be occurring for the first time in a program that is designed for both interests. CS4L is an awesome program and needs to have more attention paid to it. Provincial Sport agencies need to get on board as the concept is implemented.
2.	We are working from the National Office with development of new programming to reflect the LTAD. Piloting of these programs has begun and changes from feedback will be made before programs are rolled out Nationally.
3.	Slowly moving towards the CS4L, lots of education required among parents, Coaches and Club administrators.
4.	keeping up to standards accross Canada
5.	Broader awareness and discussions amongst parents/coaches/administrators regarding fair play, appropriate competition, stages of development, physical literacy, etc. Also, more attention being paid to program design and sport delivery models.
6.	Impact not visible in our community for the most part. Target groups are not accessed due to lack of availability
7.	N/A












WHAT DO YOU THINK WILL BE THE FUTURE IMPACT OF CS4L IMPLEMENTATION?

#	Response
---	----------



1. more athletes participating, more athletes staying in sport, and the integration of sport and Municipal Recreation taking place.
2. Challenging.....some members will embrace the change and some will resist change thinking what they have done has been OK so why change
3. Sport specific at later stages of development.
4. persons with disabilities will have to gain more access and be provided with training and funding targeted to disabilities including Deaf sports category
5. Lower sport drop out rates, more youth becoming involved in sports programs, better athlete performance.
6. Greater reach of participation

## WHAT ARE THE BARRIERS TO SUCCESSFUL IMPLEMENTATION OF THE CS4L MODEL?












Response	Chart	Percentage	Count
Access to materials		30%	3
Geography (distances)		10%	1
Training costs		40%	4
Not enough facilitators		30%	3
Lack of funding		70%	7
Unsupportive culture		40%	4
Training of coaches and/or volunteers		80%	8
Uninformed parents and/or participants		70%	7
Awareness		50%	5
Engagement of other sectors of society (health, education and recreation sectors)		30%	3
Other, please specify:		20%	2
<b>Total Responses</b>			<b>10</b>

## WHAT ARE THE BARRIERS TO SUCCESSFUL IMPLEMENTATION OF THE CS4L MODEL? (OTHER, PLEASE SPECIFY:)



#	Response
---	----------

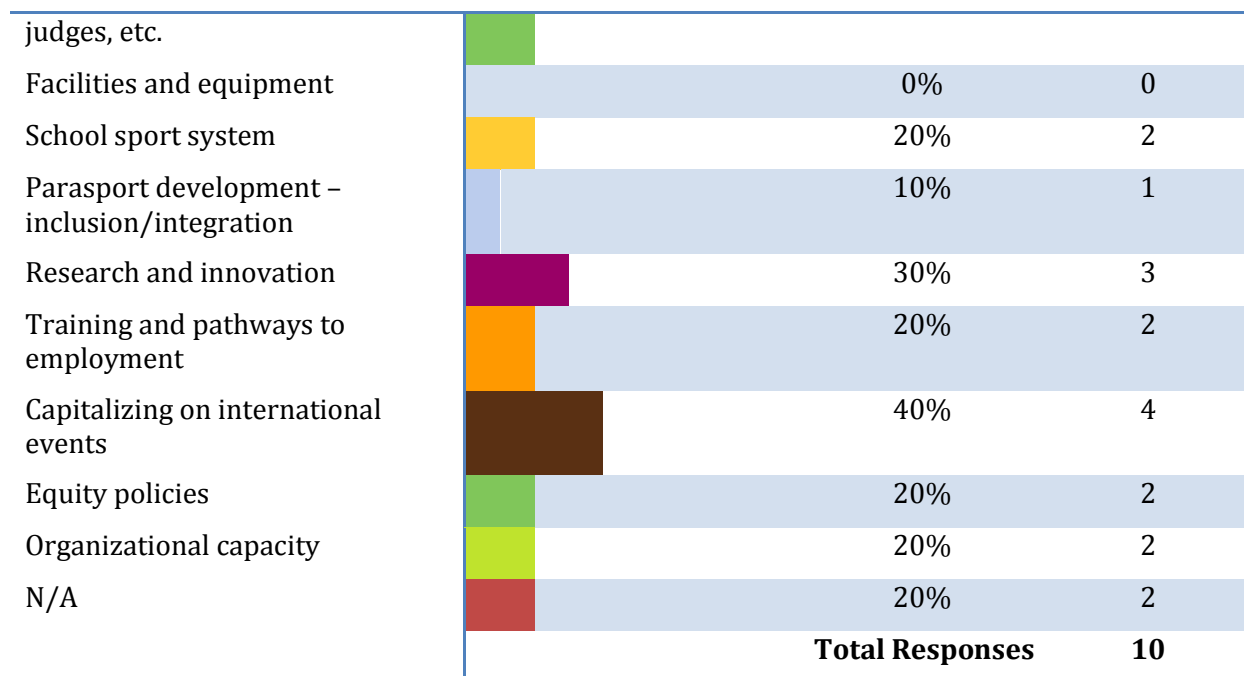
1. Conflict with current organizations policy
2. not knowing what Deaf athletes needs

FOLLOWING IS A LIST OF PROGRAM AND SERVICE AREAS THAT HAVE BEEN IDENTIFIED TO ASSESS CANADA'S SPORT DEVELOPMENT DELIVERY SYSTEM. PLEASE IDENTIFY THE TOP FIVE PRIORITIES FOR THE SPORT DEVELOPMENT DELIVERY SYSTEM.

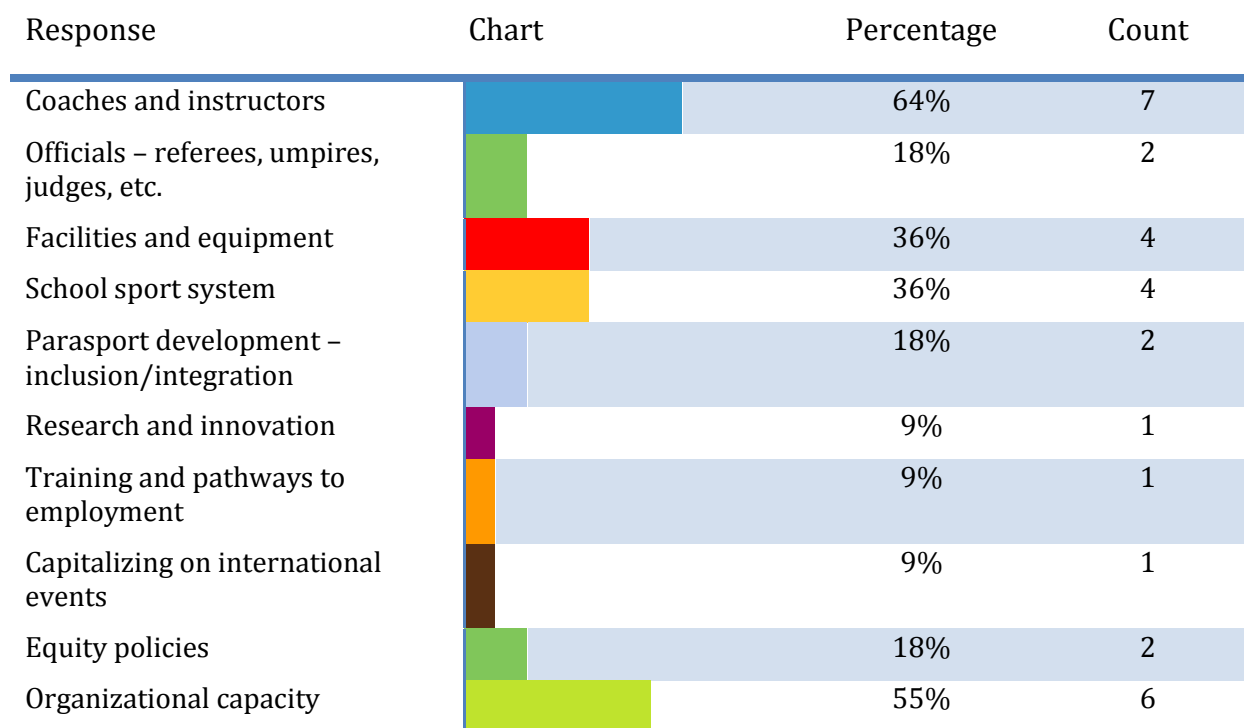
Response	Chart	Percentage	Count
Coaches and instructors		73%	8
Officials – referees, umpires, judges, etc.		27%	3
Facilities and equipment		82%	9
School sport system		73%	8
Parasport development – inclusion/integration		36%	4
Research and innovation		18%	2
Training and pathways to employment		27%	3
Capitalizing on international events		18%	2
Equity policies		27%	3
Organizational capacity		82%	9
N/A		9%	1
<b>Total Responses</b>			<b>11</b>

FOLLOWING IS A LIST OF PROGRAM AND SERVICE AREAS THAT HAVE BEEN IDENTIFIED TO ASSESS CANADA'S SPORT DEVELOPMENT DELIVERY SYSTEM. PLEASE IDENTIFY THE TOP THREE COMPONENTS IN WHICH PROGRAMMING IS CURRENTLY AT A SUFFICIENT LEVEL.

Response	Chart	Percentage	Count
Coaches and instructors		20%	2
Officials – referees, umpires,		20%	2














FOLLOWING IS A LIST OF PROGRAM AND SERVICE AREAS THAT HAVE BEEN IDENTIFIED TO ASSESS CANADA’S SPORT DEVELOPMENT DELIVERY SYSTEM. PLEASE IDENTIFY THE TOP THREE COMPONENTS IN WHICH PROGRAMMING IS CURRENTLY INSUFFICIENT AND/OR NEEDS IMPROVEMENT.



N/A








	9%	1
<b>Total Responses</b>		<b>11</b>

FOLLOWING IS A LIST OF PROGRAM AND SERVICE AREAS THAT HAVE BEEN IDENTIFIED AS IMPORTANT COMPONENTS OF CANADA'S HIGH PERFORMANCE DELIVERY SYSTEM. PLEASE IDENTIFY THE TOP FIVE PRIORITIES FOR THE HIGH PERFORMANCE DELIVERY SYSTEM.








Response	Chart	Percentage	Count
Coaches and technical leadership		80%	8
Training and competition		90%	9
Sport science, sport medicine and technology		40%	4
Athlete talent identification, recruitment and development		50%	5
Research and innovation		20%	2
Integrated athlete development pathways		30%	3
Organizational capacity and sustainability		30%	3
Direct athlete support and incentives		40%	4
Facilities and equipment		30%	3
Hosting of international events in Canada		40%	4
N/A		10%	1
<b>Total Responses</b>			<b>10</b>




FOLLOWING IS A LIST OF PROGRAM AND SERVICE AREAS THAT HAVE BEEN IDENTIFIED AS IMPORTANT COMPONENTS OF CANADA'S HIGH PERFORMANCE DELIVERY SYSTEM. PLEASE IDENTIFY THE TOP THREE COMPONENTS IN WHICH PROGRAMMING IS CURRENTLY AT A SUFFICIENT LEVEL.

Response	Chart	Percentage	Count
Coaches and technical leadership		22%	2









Training and competition		0%	0
Sport science, sport medicine and technology		33%	3
Athlete talent identification, recruitment and development		11%	1
Research and innovation		11%	1
Integrated athlete development pathways		0%	0
Organizational capacity and sustainability		0%	0
Direct athlete support and incentives		22%	2
Facilities and equipment		22%	2
Hosting of international events in Canada		44%	4
N/A		33%	3
<b>Total Responses</b>			<b>9</b>

FOLLOWING IS A LIST OF PROGRAM AND SERVICE AREAS THAT HAVE BEEN IDENTIFIED AS IMPORTANT COMPONENTS OF CANADA'S HIGH PERFORMANCE DELIVERY SYSTEM. PLEASE IDENTIFY THE TOP THREE COMPONENTS IN WHICH PROGRAMMING IS CURRENTLY INSUFFICIENT AND/OR NEEDS IMPROVEMENT.

Response	Chart	Percentage	Count
Coaches and technical leadership		50%	5
Training and competition		40%	4
Sport science, sport medicine and technology		20%	2
Athlete talent identification, recruitment and development		10%	1
Research and innovation		0%	0
Integrated athlete development pathways		40%	4
Organizational capacity and sustainability		30%	3
Direct athlete support and incentives		40%	4

Facilities and equipment		10%	1
Hosting of international events in Canada		20%	2
N/A		10%	1
<b>Total Responses</b>			<b>10</b>

PLEASE SELECT THE MOST IMPORTANT RESOURCES THAT YOUR ORGANIZATION NEEDS TO FULLY ACHIEVE ITS POTENTIAL IN DELIVERING SPORT PROGRAMS AND SERVICES.

Response	Chart	Percentage	Count
Human Resources		70%	7
Financial		80%	8
Program (equipment, tools, etc)		20%	2
Governance (templates, training, assistance, etc)		30%	3
Facilities		60%	6
Strategic Plan		10%	1
Clear programming objectives		10%	1
Other, please specify:		10%	1
<b>Total Responses</b>			<b>10</b>

PLEASE SELECT THE MOST IMPORTANT RESOURCES THAT YOUR ORGANIZATION NEEDS TO FULLY ACHIEVE ITS POTENTIAL IN DELIVERING SPORT PROGRAMS AND SERVICES. (OTHER, PLEASE SPECIFY:)

#	Response
1.	ability for Sport NS to assist in our community

WHAT ARE SOME OF THE CURRENT LIMITATIONS?

#	Response
1.	lack of human resources
2.	Mainly a volunteer based organization the wishes of the association often change with the volunteers. While funding is improving so are the costs and finances remain a challenge for both the securing of facilities and coaching

3. Finances to cover costs of coaching education, officials etc. Funding is decreasing. Difficult to maintain what we do now.
4. Not enough facilities to provide adequate training and competitive opportunities.
5. Funding is a significant limitation, as is human resources. We rely very heavily on volunteers, however additional staff would significantly increase our capacity for program delivery.
6. Very low wages, poor and run down facilities, poor management.
7. We do not have the staff to fulfill the needs. Communication barriers with stakeholders. Lack of support by PSO's

DOES YOUR ORGANIZATION HAVE THE HUMAN RESOURCE CAPACITY (WITH REGARD TO GOVERNANCE, PROFESSIONAL DEVELOPMENT, RECRUITMENT OF STAFF, RETENTION, ETC.) TO MEET THE DEMANDS OF THE NEXT DECADE (AGING POPULATION, DECLINING VOLUNTEERISM, INCREASING DIVERSITY, ETC.)?

Response	Chart	Percentage	Count
Yes		20%	2
No		80%	8
<b>Total Responses</b>			<b>10</b>







WHAT ARE THE MAIN HUMAN RESOURCE MANAGEMENT ISSUES FOR YOUR ORGANIZATION WITH RESPECT TO STAFF AND VOLUNTEERS?

Response	Chart	Percentage	Count
Recruitment		40%	4
Retention		40%	4
Training		20%	2
Skill Set		20%	2
Compensation		40%	4
Language Capacity		10%	1
Other, please specify:		30%	3
<b>Total Responses</b>			<b>10</b>

WHAT ARE THE MAIN HUMAN RESOURCE MANAGEMENT ISSUES FOR YOUR ORGANIZATION WITH RESPECT TO STAFF AND VOLUNTEERS? (OTHER, PLEASE SPECIFY:)

#	Response
1.	lack of money for more paid positions
2.	providing access such as interpreters
3.	financial






### WHAT ARE THE BENEFITS OF IMPROVING LINKAGES BETWEEN NATIONAL SPORT ORGANIZATIONS AND THEIR PROVINCIAL/TERRITORIAL COUNTERPARTS?

Response	Chart	Percentage	Count
Athlete Development		70%	7
Coach/Leader Development		60%	6
Program Partnerships		80%	8
Relevant Programming		70%	7
Knowledge Transfer		80%	8
Improved Services		60%	6
No benefits		0%	0
N/A		0%	0
Other, please specify:		0%	0
<b>Total Responses</b>			<b>10</b>

### WHAT ARE THE BENEFITS OF IMPROVING LINKAGES BETWEEN NATIONAL SPORT ORGANIZATIONS AND THEIR PROVINCIAL/TERRITORIAL COUNTERPARTS? (OTHER, PLEASE SPECIFY:)

#	Response
---	----------

### WHAT ARE THE CHALLENGES TO IMPROVING THESE LINKAGES?

Response	Chart	Percentage	Count
Communication		60%	6
Human Resources		50%	5
Culture Conflicts		40%	4
Governance Structure		30%	3
Personalities		60%	6
N/A		0%	0










Other, please specify:	0%	0
	<b>Total Responses</b>	<b>10</b>

WHAT ARE THE CHALLENGES TO IMPROVING THESE LINKAGES? (OTHER, PLEASE SPECIFY:)

# Response

WHAT ARE THE BENEFITS OF IMPROVING LINKAGES BETWEEN PROVINCIAL/TERRITORIAL SPORT ORGANIZATIONS AND MUNICIPAL-LEVEL SPORT CLUBS AND RECREATION DEPARTMENTS/ORGANIZATIONS AND/OR SCHOOLS?





Response	Chart	Percentage	Count
Relevant Programming		70%	7
Targeted Uptake		50%	5
Shared Expertise		60%	6
Partnerships		60%	6
Knowledge Transfer		60%	6
Improved Services		50%	5
Wider audience		60%	6
No benefits		0%	0
N/A		0%	0
Other, please specify:		0%	0
		<b>Total Responses</b>	<b>10</b>

WHAT ARE THE BENEFITS OF IMPROVING LINKAGES BETWEEN PROVINCIAL/TERRITORIAL SPORT ORGANIZATIONS AND MUNICIPAL-LEVEL SPORT CLUBS AND RECREATION DEPARTMENTS/ORGANIZATIONS AND/OR SCHOOLS? (OTHER, PLEASE SPECIFY:)

# Response

WHAT ARE THE CHALLENGES TO IMPROVING THESE LINKAGES?



Response	Chart	Percentage	Count
Differing Objectives		60%	6
Communication		50%	5

Developing Contacts		50%	5
Differing Cultures		50%	5
Human Resources		30%	3
Personalities		50%	5
N/A		0%	0
Other, please specify:		0%	0
<b>Total Responses</b>			<b>10</b>






WHAT ARE THE CHALLENGES TO IMPROVING THESE LINKAGES? (OTHER, PLEASE SPECIFY:)

# Response

DOES YOUR ORGANIZATION PROMOTE SPORT PARTICIPATION INTENTIONALLY FOR COMMUNITY-BUILDING PURPOSES?

Response	Chart	Percentage	Count
Yes		60%	6
No		40%	4
<b>Total Responses</b>			<b>10</b>







IF YES, WHICH OF THE FOLLOWING SHOULD BE PROGRAM FOCUSES?

Response	Chart	Percentage	Count
Youth Development		50%	3
Health Promotion		100%	6
Gender Equity		17%	1
Social Inclusion		83%	5
Conflict Resolution		17%	1
Other, please specify:		0%	0
<b>Total Responses</b>			<b>6</b>

IF YES, WHICH OF THE FOLLOWING SHOULD BE PROGRAM FOCUSES? (OTHER, PLEASE SPECIFY:)

# Response

WHAT ARE THE BARRIERS FOR PROMOTING COMMUNITY-BUILDING PROGRAMS?

Response	Chart	Percentage	Count
Not a policy or organizational mandate/objective		56%	5
Lack of funding		78%	7
Human Resources		56%	5
Programming		11%	1
Partnerships		33%	3
Lack of Communications Strategies		22%	2
Other, please specify:		0%	0
<b>Total Responses</b>			<b>9</b>

WHAT ARE THE BARRIERS FOR PROMOTING COMMUNITY-BUILDING PROGRAMS? (OTHER, PLEASE SPECIFY:)

# Response

CANADIANS ARE INVOLVED IN A WIDE RANGE OF INTERNATIONAL ACTIVITIES RELATED TO SPORT. IN WHICH AREAS SHOULD CANADA CONTINUE TO FOCUS?

	Increase	Continue	Decrease	Discontinue	Total
Participating in international competitions and events	4 (40%)	6 (60%)	0 (0%)	0 (0%)	10
Contributing to the governance of international sport bodies	3 (30%)	7 (70%)	0 (0%)	0 (0%)	10
Hosting international sporting events	5 (50%)	5 (50%)	0 (0%)	0 (0%)	10
Fighting doping in sport	2 (20%)	8 (80%)	0 (0%)	0 (0%)	10
Promoting quality sport for disadvantaged or underrepresented groups	7 (70%)	3 (30%)	0 (0%)	0 (0%)	10
Advancing sport for social development abroad	1 (10%)	8 (80%)	1 (10%)	0 (0%)	10

OTHER, PLEASE SPECIFY:

#	Response
1.	increase in equity in sport awareness

WE WELCOME ADDITIONAL COMMENTS AND FEEDBACK.

#	Response
1.	I am looking forward to attending the public sport consultaions within my Province.
2.	Thank you for the opportunity