



## SUMMARY REPORT - PEI ORGANIZATION

Canadian Sport Policy Renewal 2011



### ARE YOU ANSWERING THIS SURVEY ON BEHALF OF:

Response	Chart	Percentage	Count
Yourself (as an individual)		0%	0
Your Organization		100%	34
<b>Total Responses</b>			<b>34</b>







### IN WHAT PROVINCE/TERRITORY IS YOUR ORGANIZATION BASED?

Response	Chart	Percentage	Count
Alberta		0%	0
British Columbia		0%	0
Manitoba		0%	0
New Brunswick		0%	0
Newfoundland and Labrador		0%	0
Northwest Territories		0%	0
Nova Scotia		0%	0
Nunavut		0%	0
Ontario		0%	0
Prince Edward Island		100%	34
Québec		0%	0
Saskatchewan		0%	0
Yukon		0%	0
<b>Total Responses</b>			<b>34</b>

### IS YOUR ORGANIZATION INVOLVED WITH SPORT?

Response	Chart	Percentage	Count
Yes		91%	31
No		9%	3
		<b>Total Responses</b>	<b>34</b>






### HOW WOULD YOU BEST DESCRIBE YOUR ORGANIZATION?







Response	Chart	Percentage	Count
Publicly Funded (including Municipal, P/T, Federal Government)		21%	7
Not-for-Profit/Voluntary		48%	16
National Sport (NSO/MSO/CSC)		9%	3
Provincial/Territorial Sport		27%	9
Corporate/For Profit		0%	0
Education		12%	4
Other, please specify:		6%	2
		<b>Total Responses</b>	<b>33</b>

### HOW WOULD YOU BEST DESCRIBE YOUR ORGANIZATION? (OTHER, PLEASE SPECIFY:)

#	Response
1.	Research Group

### WHAT ARE THE REASONS FOR YOUR ORGANIZATION'S INTEREST IN PROMOTING PARTICIPATION IN SPORT?










Response	Chart	Percentage	Count
Promote Healthy Lifestyles		97%	31
Reduce sport dropout rates		31%	10
Increase the exposure of children and youth to sport		91%	29
Increase individual and family-based participation		69%	22
Increase sport opportunities for under-represented groups		44%	14

Improve athlete performance (national/international level)		50%	16
Foster civic engagement		12%	4
Contribute to community-building		47%	15
Contribute to Social Development (youth-at-risk)		25%	8
Foster participation for coaches, officials, administrators, and/or volunteers		47%	15
Other, please specify:		3%	1
<b>Total Responses</b>			<b>32</b>

WHAT ARE THE REASONS FOR YOUR ORGANIZATION'S INTEREST IN PROMOTING PARTICIPATION IN SPORT? (OTHER, PLEASE SPECIFY:)

#	Response
1.	girls in sport

WHAT ARE THE MOST IMPORTANT CHALLENGES AFFECTING YOUR ORGANIZATION'S EFFORTS TO PROMOTE AND INCREASE PARTICIPATION IN SPORT?

Response	Chart	Percentage	Count
Size, Availability, and/or Suitability of Facilities		39%	12
Communication with Stakeholders		23%	7
Human Resource Capacity		45%	14
Governance and Management Issues		23%	7
Funding/Sponsorship		48%	15
Program Development		39%	12
Dependency on Volunteers		68%	21
Growing popularity of non-traditional sports and physical recreation		13%	4
Other, please specify:		19%	6

<b>Total Responses</b>	<b>31</b>
------------------------	-----------

WHAT ARE THE MOST IMPORTANT CHALLENGES AFFECTING YOUR ORGANIZATION’S EFFORTS TO PROMOTE AND INCREASE PARTICIPATION IN SPORT? (OTHER, PLEASE SPECIFY:)














#	Response
1.	increase in sedentary behaviours/activities
2.	little population growth +aging population
3.	Curriculum Disconnect
4.	Disconnect with Physical Education Curriculum
5.	costs

HOW DOES YOUR ORGANIZATION DEFINE A QUALITY SPORT EXPERIENCE?

#	Response
1.	positive enjoyable experience
2.	one that allows people of all levels of ability to improve      one that is inherently rewarding (i.e. fun or beneficial)      one that will reward/encourage the best go push futher
3.	Participation, Skill development, competition, achievement, development, life-long activity
4.	at the end of the day the participant and parents are happy with our sport and return next season.      Athlete hopefully strive to increase thier participation in the sport on a national stage.
5.	Each participant should have proper instruction and encouragement, and all participants should work together as a team
6.	Where the consumer has a positive, active experience lead by trained leaders in a quality facility.
7.	a rewarding experience where everyone wishing to participate is involved equally and to the extent they want to be involved with the sport
8.	One in which athletes feel safe to participate, enjoy the activity they are taking part in, and show a continued improvement as they continue their journey in the sport.
9.	A safe and fun learning experience.
10.	Enjoy the sport experience, have fun, improve your game. Our sport is a life sport you can start age 6 and play until your 100. You can leave and come back any time.
11.	A quality sport experience would mean that athletes, coaches, volunteers, patrons and other associated individuals would leave the sporting venue feeling they have had a safe, productive and enjoyable      time.
12.	since it is cross country ski that is our sport, we want to develop individual activity that will last a

lifetime.
13. Activities that are educational and recreational endeavours, beneficial to school youth and worthy of active encouragement and support.
14. A quality sport experience is one in which the participant has fun while attempting physical challenges that they have prepared for while receiving encouragement from others.
15. To provide an activity which is safe, provides the opportunity for learning and skill development in a fun and friendly environment
16. one whereby the participants are able to experience sport at a level that suits their needs from the recreational athlete to high performance. Provide educated and experienced coaching to the participants in a first rate facility.
17. Enjoyment and/or Improvement Socially Engaging - with friends, made friends Physically challenging Improving performance
18. Learning through fun! Our goals are to have the girls participate in learning individual & team skill development within a team sport -to learn to work together to achieve a common goals within our sport, to foster self confidence and a sense of healthy well-being and respect for others.

### WHAT VALUES DOES YOUR ORGANIZATION THINK SHOULD DEFINE SPORT, AS PRACTICED ON THE FIELD OF PLAY, IN CANADA?

Response	Chart	Percentage	Count
Enjoyment		96%	26
Integrity		70%	19
Safety		85%	23
Teamwork		74%	20
Respect		78%	21
Fair play		74%	20
Pursuit of excellence (individual/personal)		48%	13
Pursuit of excellence (objective/measured)		44%	12
Accessibility for all		74%	20
Participant-centred		70%	19
Knowledge-based		59%	16
Ethical conduct		70%	19
Moral education and development		48%	13

Other, please specify:		7%	2
<b>Total Responses</b>			<b>27</b>

WHAT VALUES DOES YOUR ORGANIZATION THINK SHOULD DEFINE SPORT, AS PRACTICED ON THE FIELD OF PLAY, IN CANADA? (OTHER, PLEASE SPECIFY:)

# Response

WHAT COULD SPORT'S GREATEST CONTRIBUTION BE TO CANADIAN SOCIETY OVER THE NEXT 10 YEARS?

Response	Chart	Percentage	Count
Population Health		96%	26
Nation Building (national pride)		26%	7
Community Building		63%	17
Social Development		48%	13
Civic Engagement (Volunteerism)		56%	15
Other, please specify:		7%	2
<b>Total Responses</b>			<b>27</b>













WHAT COULD SPORT'S GREATEST CONTRIBUTION BE TO CANADIAN SOCIETY OVER THE NEXT 10 YEARS? (OTHER, PLEASE SPECIFY:)

#	Response
1.	active for life

SHOULD EFFORTS BE MADE TO INCREASE THE PARTICIPATION OF SPECIFIC POPULATION GROUPS IN SPORT?

Response	Chart	Percentage	Count
Yes		85%	22
No		15%	4
<b>Total Responses</b>			<b>26</b>

IF YES, WHICH GROUPS SHOULD BE TARGETED?

Response	Chart	Percentage	Count
Children and Youth		73%	16
Girls and Young Women		73%	16
Aboriginal Peoples		45%	10
Persons with a Disability		45%	10
Youth at Risk		64%	14
Visible Minorities		36%	8
Economically Disadvantaged Individuals		50%	11
Aging Population		45%	10
Persons at Risk for Obesity and Obesity-related Illness		59%	13
Newcomers to Canada		41%	9
Parents		41%	9
Other, please specify:		9%	2
<b>Total Responses</b>			<b>22</b>

**IF YES, WHICH GROUPS SHOULD BE TARGETED? (OTHER, PLEASE SPECIFY:)**

#	Response
1.	JUDO has the eclipse program and a aboriginal director.. both of which are relatively new but limited to the help they can do.
2.	All the above

**IF NOT, WHY NOT?**

#	Response
1.	all of the above and everyone else should be included, so I am not in favor of creating a bias in the overall policies of sports in Canada.
2.	Answering no is not to address any needs in these populations, rather it's a reflection of capacity at a provincial level. The delivery of programs would likely occur at a provincial level, primarily let by volunteers. These organizations do not have the capacity to delivery regular programming and then add programs specific to certain populations. If the provincial organizations can get capacity support or if multi-sport organizations can take on a supportive role, perhaps it's possible. However, I don't believe that each sport organization can tackle each population group. Perhaps specific sports can target specific populations that could be successful. Stronger programming will attract people from all walks of life.

3. All children are at risk...      Aboriginals are the largest growing population in the country.
4. Efforts should be targeted at everyone.
5. All Canadians should be encouraged to participate.
6. All of these groups are excellent groups to target. Speaking from my organizations point which is Ringette. Our main focus is girls, but we would never turn boys away. I would have to say the main issues are money and population base - small communities just don't have the #'s to do a lot of specifics (ie. people with disabilities)

### DOES YOUR ORGANIZATION OFFER PROGRAMS AND SERVICES IN BOTH OFFICIAL LANGUAGES?

Response	Chart	Percentage	Count
Yes		15%	4
No		85%	22
		<b>Total Responses</b>	<b>26</b>

### WHAT ARE THE CURRENT CHALLENGES IN OFFERING SUCH PROGRAMS AND SERVICES?

Response	Chart	Percentage	Count
Human Resources		64%	16
Funding		48%	12
Resource Support (Tools, Programs, etc)		32%	8
Program Enrollment		32%	8
Other, please specify:		28%	7
		<b>Total Responses</b>	<b>25</b>



### WHAT ARE THE CURRENT CHALLENGES IN OFFERING SUCH PROGRAMS AND SERVICES? (OTHER, PLEASE SPECIFY:)

#	Response
1.	Nationally they present pamphlets. We dont have a french club or no one has brought this to our attention.
2.	we are English speaking Prov



3. no interest
4. volunteer organization that hasn't been approached with that concern yet. Would search out other volunteer to help if needed.
5. Time
6. not required
7. There is no demand at present

## HAVE YOU HEARD OF CANADIAN SPORT FOR LIFE (CS4L) OR LONG TERM ATHLETE DEVELOPMENT (LTAD)?

Response	Chart	Percentage	Count
Yes		76%	19
No		24%	6
		<b>Total Responses</b>	<b>25</b>

## WHAT IS THE CURRENT IMPACT OF CS4L IMPLEMENTATION?

#	Response
1.	sport is being looked at on a continuum deliniating who is the prime delivering agency at the specific phases
2.	significant to many of the discussions we hold. A center piece.
3.	Unsure. There's a lot of talk, a lot of materials, but not sure on buy-in or delivery, particularly with parents and coaches. Sport organizations and coaches seem frustrated - old thinking vs new thinking. There also appears that the sports think they have to completely change, instead of incorporating pieces or slowly.
4.	Tournament sanctioning policy was nationally created. Recognizing different rules needed for each age group so judo for an adult looks very different for a child. Our Coaching level has changed and so has the course...
5.	Impact can only be positive and offers everyone a chance at living a much healthier lifestyle.
6.	To implement CS4L the key to success is education of parents and families. For some sport groups their is a significant shift in programming, but without the buy in from parents and consumers, CS4L cannot make the impact it needs and can.
7.	People don't like change, but once the plan was showing progress it would be better for all.
8.	Very little at the present time.
9.	No noticable impact on our sport.
10.	No current impact on our sport.

11.	Slowly gaining strength. Has to be an increased awareness-publicity campaign. General population is not familiar with the movement. Partners must be working collaboratively to support the movement.
12.	creating more interest from a wider range of potential participants
13.	grouping athletes according to their age/development rather than at measured skill levels. Expecting development to be coorelated with their physical development.
14.	We have a major push at the younger ages at the fundamental level to start children younger to broaden the base of participation with the understanding that the younger they get involved the more likely they will stay involved.
15.	We are just at the being stages.

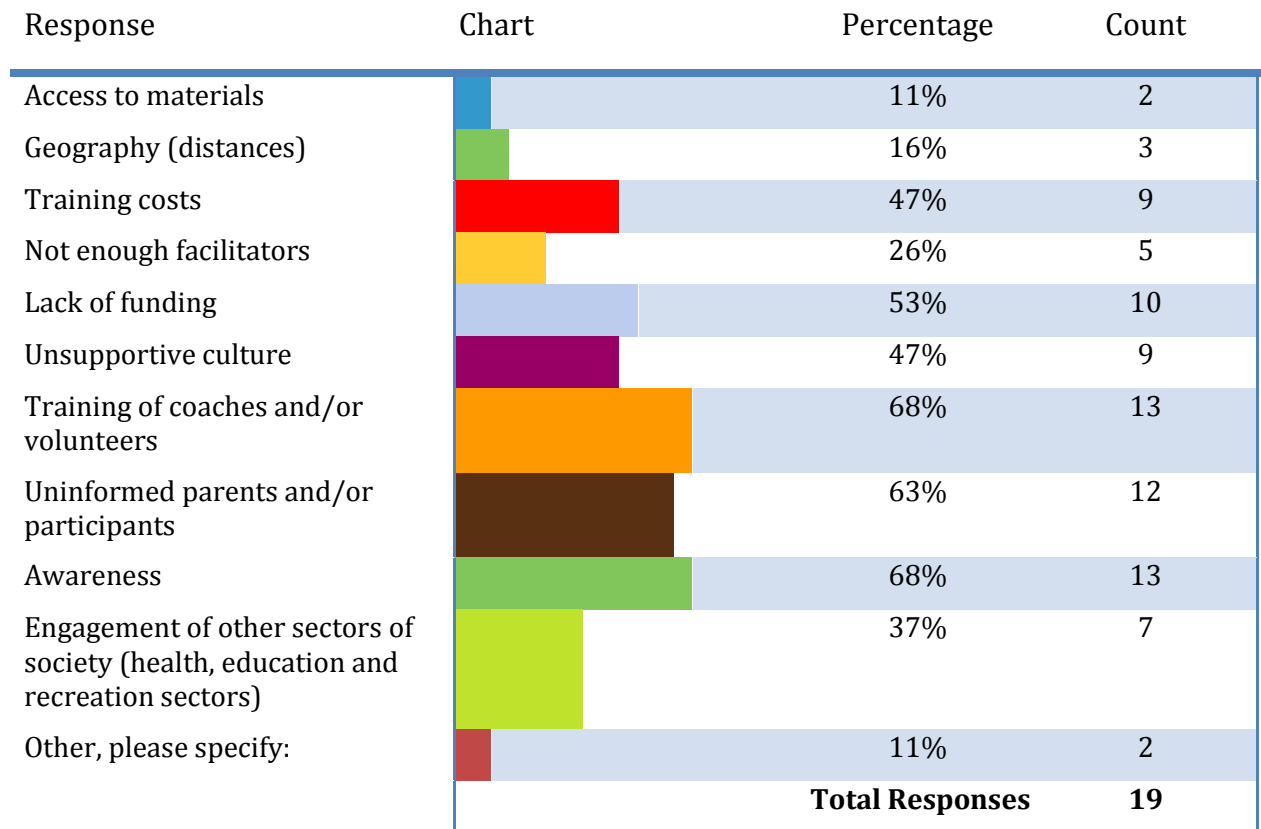
## WHAT DO YOU THINK WILL BE THE FUTURE IMPACT OF CS4L IMPLEMENTATION?

#	Response
1.	I hope we will see a comprehensive approach to sport activity across all age groups
2.	bright, long-lived
3.	The potential is there for a significant impact on the delivery of sport, but it's going to take a while. Don't think it will have an effect on high performance, but hopefully it will get more people in sport, and keep them in sport.
4.	We are feeling it now. Lots of changes to rules... Lots...
5.	Need to reach out and get rural communities on board. This is not always so easy due to lack of resources and getting people to buy into the program. It is much easier to push in schools, and reach all the children, but not so easy to get parents and especially seniors involved. Impact, however, would be great, and hopefully help free up our medical system somewhat.
6.	I beleive that we will have a healthy Canadian population and curb many of the taxing health issues we have today in youth and young people. As well, Canadians will remain active as a norm.
7.	Health and fitness levels for all ages and back grounds would improve and the number of people in sports would increase for a longer period of time.
8.	A more focused approach to implementing the sport at the grassroots level.
9.	Cannot say.
10.	Unsure.
11.	Will take time and energy to impact the next generation. Paradigm shift for Society to embrace.
12.	Increase the numbers and involvement of a wider range of participants
13.	To present sport as a life long commitment. Keep older teens engaged in sport.
14.	With the broader base there will be more participation at all levels as more participants play and stay involved. Also this will mean more participants will reach a higher level of performance. It

should grow sport, the activity level, the level of performance, etc.

15. It should have positive outcomes for the young. My main concerns would be population and money for my area.

## WHAT ARE THE BARRIERS TO SUCCESSFUL IMPLEMENTATION OF THE CS4L MODEL?













## WHAT ARE THE BARRIERS TO SUCCESSFUL IMPLEMENTATION OF THE CS4L MODEL? (OTHER, PLEASE SPECIFY:)







#	Response
1.	coaches who buy in realize its importance. people who dont... dont.
2.	population






FOLLOWING IS A LIST OF PROGRAM AND SERVICE AREAS THAT HAVE BEEN IDENTIFIED TO ASSESS CANADA'S SPORT DEVELOPMENT DELIVERY SYSTEM.

PLEASE IDENTIFY THE TOP FIVE PRIORITIES FOR THE SPORT DEVELOPMENT DELIVERY SYSTEM.










Response	Chart	Percentage	Count
Coaches and instructors		100%	22
Officials – referees, umpires, judges, etc.		59%	13
Facilities and equipment		82%	18
School sport system		73%	16
Parasport development – inclusion/integration		27%	6
Research and innovation		23%	5
Training and pathways to employment		36%	8
Capitalizing on international events		9%	2
Equity policies		18%	4
Organizational capacity		59%	13
N/A		0%	0
<b>Total Responses</b>			<b>22</b>

FOLLOWING IS A LIST OF PROGRAM AND SERVICE AREAS THAT HAVE BEEN IDENTIFIED TO ASSESS CANADA’S SPORT DEVELOPMENT DELIVERY SYSTEM. PLEASE IDENTIFY THE TOP THREE COMPONENTS IN WHICH PROGRAMMING IS CURRENTLY AT A SUFFICIENT LEVEL.

Response	Chart	Percentage	Count
Coaches and instructors		21%	4
Officials – referees, umpires, judges, etc.		21%	4
Facilities and equipment		32%	6
School sport system		5%	1
Parasport development – inclusion/integration		5%	1
Research and innovation		42%	8












Training and pathways to employment		5%	1
Capitalizing on international events		47%	9
Equity policies		21%	4
Organizational capacity		26%	5
N/A		16%	3
<b>Total Responses</b>			<b>19</b>

FOLLOWING IS A LIST OF PROGRAM AND SERVICE AREAS THAT HAVE BEEN IDENTIFIED TO ASSESS CANADA'S SPORT DEVELOPMENT DELIVERY SYSTEM. PLEASE IDENTIFY THE TOP THREE COMPONENTS IN WHICH PROGRAMMING IS CURRENTLY INSUFFICIENT AND/OR NEEDS IMPROVEMENT.






Response	Chart	Percentage	Count
Coaches and instructors		67%	14
Officials – referees, umpires, judges, etc.		24%	5
Facilities and equipment		52%	11
School sport system		57%	12
Parasport development – inclusion/integration		19%	4
Research and innovation		10%	2
Training and pathways to employment		24%	5
Capitalizing on international events		0%	0
Equity policies		10%	2
Organizational capacity		33%	7
N/A		0%	0
<b>Total Responses</b>			<b>21</b>

FOLLOWING IS A LIST OF PROGRAM AND SERVICE AREAS THAT HAVE BEEN IDENTIFIED AS IMPORTANT COMPONENTS OF CANADA'S HIGH PERFORMANCE

DELIVERY SYSTEM. PLEASE IDENTIFY THE TOP FIVE PRIORITIES FOR THE HIGH PERFORMANCE DELIVERY SYSTEM.

Response	Chart	Percentage	Count
Coaches and technical leadership		80%	16
Training and competition		80%	16
Sport science, sport medicine and technology		50%	10
Athlete talent identification, recruitment and development		65%	13
Research and innovation		25%	5
Integrated athlete development pathways		30%	6
Organizational capacity and sustainability		35%	7
Direct athlete support and incentives		60%	12
Facilities and equipment		35%	7
Hosting of international events in Canada		15%	3
N/A		5%	1
<b>Total Responses</b>			<b>20</b>

FOLLOWING IS A LIST OF PROGRAM AND SERVICE AREAS THAT HAVE BEEN IDENTIFIED AS IMPORTANT COMPONENTS OF CANADA'S HIGH PERFORMANCE DELIVERY SYSTEM. PLEASE IDENTIFY THE TOP THREE COMPONENTS IN WHICH PROGRAMMING IS CURRENTLY AT A SUFFICIENT LEVEL.









Response	Chart	Percentage	Count
Coaches and technical leadership		21%	4
Training and competition		16%	3
Sport science, sport medicine and technology		26%	5
Athlete talent identification, recruitment and development		11%	2
Research and innovation		37%	7

Integrated athlete development pathways		0%	0
Organizational capacity and sustainability		21%	4
Direct athlete support and incentives		0%	0
Facilities and equipment		47%	9
Hosting of international events in Canada		37%	7
N/A		16%	3
<b>Total Responses</b>			<b>19</b>

FOLLOWING IS A LIST OF PROGRAM AND SERVICE AREAS THAT HAVE BEEN IDENTIFIED AS IMPORTANT COMPONENTS OF CANADA'S HIGH PERFORMANCE DELIVERY SYSTEM. PLEASE IDENTIFY THE TOP THREE COMPONENTS IN WHICH PROGRAMMING IS CURRENTLY INSUFFICIENT AND/OR NEEDS IMPROVEMENT.

Response	Chart	Percentage	Count
Coaches and technical leadership		42%	8
Training and competition		47%	9
Sport science, sport medicine and technology		11%	2
Athlete talent identification, recruitment and development		32%	6
Research and innovation		11%	2
Integrated athlete development pathways		32%	6
Organizational capacity and sustainability		11%	2
Direct athlete support and incentives		58%	11
Facilities and equipment		26%	5
Hosting of international events in Canada		16%	3
N/A		5%	1
<b>Total Responses</b>			<b>19</b>

PLEASE SELECT THE MOST IMPORTANT RESOURCES THAT YOUR ORGANIZATION NEEDS TO FULLY ACHIEVE ITS POTENTIAL IN DELIVERING SPORT PROGRAMS AND SERVICES.

Response	Chart	Percentage	Count
Human Resources		71%	15
Financial		81%	17
Program (equipment, tools, etc)		24%	5
Governance (templates, training, assistance, etc)		19%	4
Facilities		19%	4
Strategic Plan		33%	7
Clear programming objectives		48%	10
Other, please specify:		5%	1
<b>Total Responses</b>			<b>21</b>

PLEASE SELECT THE MOST IMPORTANT RESOURCES THAT YOUR ORGANIZATION NEEDS TO FULLY ACHIEVE ITS POTENTIAL IN DELIVERING SPORT PROGRAMS AND SERVICES. (OTHER, PLEASE SPECIFY:)

#	Response
1.	gov't on same page

### WHAT ARE SOME OF THE CURRENT LIMITATIONS?

#	Response
1.	current limitations exist because of a fragmented system - need to integrate the cooperative use of resources in a unified approach
2.	The TD and ED programs are excellent. Enabling them to grow would be wonderful as we find it so hard to raise the \$\$ to do this on our own.
3.	In our province, sport is primarily driven by volunteers with very few full-time. part-time, or shared staff. The expectations on volunteer organizations are extremely high, and sometimes it seems we expect more, support less and then complain when our provincial organization don't meet our expectations, which isn't fair. Bilateral programs have been invaluable, but unless we can grow within the programs, we only create more work and still don't have the capacity to achieve what we really want.
4.	Coaches are volunteers... JUDO IS MOVING SLOWLY INTO BEING A PROFESSIONAL SPORT.



	COACHES NOT ON THE BANDWAGON WILL BE LEFT BEHIND. We have to get away from the idea where judo is supposed to be the cheapest sport around. If we value our sport and think its worth participating in we will increase registration. Being professionals people would use it as a job... They would put more effort into getting more people into the club and thus raise the talent pool the nation can draw from...
5.	We are a SMALL rural community and do not have the resources available to promote sport in our community.
6.	We are a small organization with limited financial and human resources. We are in a small province and have huge competition for the same dollar.
7.	Being an outdoor sport, we are hampered by poor weather conditions. Lacking a suitable indoor training facility we can access when required, we are behind many other provinces in training opportunity.
8.	The small size of our membership.
9.	Could use more money to hire people to do things to help our sport.
10.	The lack of leadership in implementing a strategy to develop high performance programs.
11.	Financial implications for Members relative to providing programs. Lack of qualified coaches and officials. Access to other Facilities.
12.	shortage of coaches & learning facilitators as well as funding and availability of facilities
13.	Having the volunteers available with experience and knowledge to develop sufficient programs to engage and retain participants. Lack of funding to assist in implementation of planning. Too few people doing too much work with little or no thanks. Sport relies heavily on volunteers to administer and coach.
14.	Small community where a lot people work seasonal and just can't afford to have there children in this sport. Unfortunately registration costs cannot go down due to the costs to run the program. We have had some success with programs like KidSport for some families.

DOES YOUR ORGANIZATION HAVE THE HUMAN RESOURCE CAPACITY (WITH REGARD TO GOVERNANCE, PROFESSIONAL DEVELOPMENT, RECRUITMENT OF STAFF, RETENTION, ETC.) TO MEET THE DEMANDS OF THE NEXT DECADE (AGING POPULATION, DECLINING VOLUNTEERISM, INCREASING DIVERSITY, ETC.)?

Response	Chart	Percentage	Count
Yes		25%	5
No		75%	15
		<b>Total Responses</b>	<b>20</b>

**WHAT ARE THE MAIN HUMAN RESOURCE MANAGEMENT ISSUES FOR YOUR ORGANIZATION WITH RESPECT TO STAFF AND VOLUNTEERS?**

Response	Chart	Percentage	Count
Recruitment		62%	13
Retention		67%	14
Training		33%	7
Skill Set		29%	6
Compensation		52%	11
Language Capacity		0%	0
Other, please specify:		10%	2
		<b>Total Responses</b>	<b>21</b>

**WHAT ARE THE MAIN HUMAN RESOURCE MANAGEMENT ISSUES FOR YOUR ORGANIZATION WITH RESPECT TO STAFF AND VOLUNTEERS? (OTHER, PLEASE SPECIFY:)**

#	Response
1.	lack of volunteers in a volunteer-based organization
2.	Difficulty engaging the young professionals entering the profession.

**WHAT ARE THE BENEFITS OF IMPROVING LINKAGES BETWEEN NATIONAL SPORT ORGANIZATIONS AND THEIR PROVINCIAL/TERRITORIAL COUNTERPARTS?**

Response	Chart	Percentage	Count
Athlete Development		64%	14
Coach/Leader Development		82%	18
Program Partnerships		68%	15
Relevant Programming		59%	13
Knowledge Transfer		73%	16
Improved Services		68%	15
No benefits		5%	1
N/A		5%	1
Other, please specify:		0%	0
		<b>Total Responses</b>	<b>22</b>

WHAT ARE THE BENEFITS OF IMPROVING LINKAGES BETWEEN NATIONAL SPORT ORGANIZATIONS AND THEIR PROVINCIAL/TERRITORIAL COUNTERPARTS? (OTHER, PLEASE SPECIFY:)

# Response

WHAT ARE THE CHALLENGES TO IMPROVING THESE LINKAGES?

Response	Chart	Percentage	Count
Communication		67%	14
Human Resources		62%	13
Culture Conflicts		10%	2
Governance Structure		29%	6
Personalities		29%	6
N/A		10%	2
Other, please specify:		10%	2
<b>Total Responses</b>			<b>21</b>

WHAT ARE THE CHALLENGES TO IMPROVING THESE LINKAGES? (OTHER, PLEASE SPECIFY:)

# Response

1. financial
2. Distance for face to face accountability

WHAT ARE THE BENEFITS OF IMPROVING LINKAGES BETWEEN PROVINCIAL/TERRITORIAL SPORT ORGANIZATIONS AND MUNICIPAL-LEVEL SPORT CLUBS AND RECREATION DEPARTMENTS/ORGANIZATIONS AND/OR SCHOOLS?

Response	Chart	Percentage	Count
Relevant Programming		61%	11
Targeted Uptake		39%	7
Shared Expertise		56%	10
Partnerships		61%	11
Knowledge Transfer		33%	6
Improved Services		56%	10
Wider audience		61%	11

No benefits	0%	0
N/A	0%	0
Other, please specify:	6%	1
<b>Total Responses</b>		<b>18</b>

WHAT ARE THE BENEFITS OF IMPROVING LINKAGES BETWEEN PROVINCIAL/TERRITORIAL SPORT ORGANIZATIONS AND MUNICIPAL-LEVEL SPORT CLUBS AND RECREATION DEPARTMENTS/ORGANIZATIONS AND/OR SCHOOLS? (OTHER, PLEASE SPECIFY:)

#	Response
1.	improved performance

WHAT ARE THE CHALLENGES TO IMPROVING THESE LINKAGES?

Response	Chart	Percentage	Count
Differing Objectives		72%	13
Communication		72%	13
Developing Contacts		17%	3
Differing Cultures		6%	1
Human Resources		78%	14
Personalities		22%	4
N/A		0%	0
Other, please specify:		11%	2
<b>Total Responses</b>		<b>18</b>	

WHAT ARE THE CHALLENGES TO IMPROVING THESE LINKAGES? (OTHER, PLEASE SPECIFY:)





#	Response
1.	financial
2.	We dont have enough coaches that can do work in the schools during the allotted times. The schools facilities are used by SCHOOL SPORTS.

DOES YOUR ORGANIZATION PROMOTE SPORT PARTICIPATION INTENTIONALLY FOR COMMUNITY-BUILDING PURPOSES?

Response	Chart	Percentage	Count
----------	-------	------------	-------

Yes		60%	12
No		40%	8
		<b>Total Responses</b>	<b>20</b>







**IF YES, WHICH OF THE FOLLOWING SHOULD BE PROGRAM FOCUSES?**

Response	Chart	Percentage	Count
Youth Development		92%	11
Health Promotion		58%	7
Gender Equity		17%	2
Social Inclusion		50%	6
Conflict Resolution		0%	0
Other, please specify:		0%	0
		<b>Total Responses</b>	<b>12</b>

**IF YES, WHICH OF THE FOLLOWING SHOULD BE PROGRAM FOCUSES? (OTHER, PLEASE SPECIFY:)**

#	Response
---	----------

**WHAT ARE THE BARRIERS FOR PROMOTING COMMUNITY-BUILDING PROGRAMS?**

Response	Chart	Percentage	Count
Not a policy or organizational mandate/objective		50%	9
Lack of funding		56%	10
Human Resources		50%	9
Programming		22%	4
Partnerships		28%	5
Lack of Communications Strategies		39%	7
Other, please specify:		0%	0
		<b>Total Responses</b>	<b>18</b>

**WHAT ARE THE BARRIERS FOR PROMOTING COMMUNITY-BUILDING PROGRAMS? (OTHER, PLEASE SPECIFY:)**

## # Response

### CANADIANS ARE INVOLVED IN A WIDE RANGE OF INTERNATIONAL ACTIVITIES RELATED TO SPORT. IN WHICH AREAS SHOULD CANADA CONTINUE TO FOCUS?

	Increase	Continue	Decrease	Discontinue	Total
Participating in international competitions and events	6 (32%)	13 (68%)	0 (0%)	0 (0%)	19
Contributing to the governance of international sport bodies	3 (16%)	14 (74%)	2 (11%)	0 (0%)	19
Hosting international sporting events	8 (42%)	11 (58%)	0 (0%)	0 (0%)	19
Fighting doping in sport	4 (21%)	15 (79%)	0 (0%)	0 (0%)	19
Promoting quality sport for disadvantaged or underrepresented groups	8 (44%)	10 (56%)	0 (0%)	0 (0%)	18
Advancing sport for social development abroad	4 (22%)	12 (67%)	2 (11%)	0 (0%)	18

### OTHER, PLEASE SPECIFY:

There are no responses to this question.

### WE WELCOME ADDITIONAL COMMENTS AND FEEDBACK.

#	Response
1.	The TD and ED programs are major reasons for the success of sport today in Canada. Make them stronger, the various sports clubs will grow stronger. Fostering competition between regions or provinces, everyone will improve.
2.	Judo is changing across Canada along with the world. If WE (CANADIANS) want to be a leader we need to make broad and risky steps.
3.	Being a small community, we don't have the resources (location/people/funding) to be involved in organized sport, however, we do promote living a healthier lifestyle as much as possible, i.e. by walking/cycling and making healthier food choices