
















SUMMARY REPORT - NWT INDIVIDUAL

Canadian Sport Policy Renewal 2011









ARE YOU ANSWERING THIS SURVEY ON BEHALF OF:

Response	Chart	Percentage	Count
Yourself (as an individual)		100%	21
Your Organization		0%	0
		Total Responses	21

IN WHAT PROVINCE/TERRITORY DO YOU RESIDE?

Response	Chart	Percentage	Count
Alberta		0%	0
British Columbia		0%	0
Manitoba		0%	0
New Brunswick		0%	0
Newfoundland and Labrador		0%	0
Northwest Territories		100%	21
Nova Scotia		0%	0
Nunavut		0%	0
Ontario		0%	0
Prince Edward Island		0%	0
Québec		0%	0
Saskatchewan		0%	0
Yukon		0%	0
		Total Responses	21





HOW ARE YOU INVOLVED IN SPORT?

Response	Chart	Percentage	Count
Participant		67%	14
Athlete		57%	12
Coach		67%	14
Official		19%	4
Volunteer		67%	14
Employee		33%	7
Parent		33%	7
Researcher		0%	0
Not Involved		0%	0
Other, please specify:		5%	1
Total Responses			21

HOW ARE YOU INVOLVED IN SPORT? (OTHER, PLEASE SPECIFY:)

#	Response
1.	Profession

AT WHICH LEVEL ARE YOU ENGAGED IN SPORT:







Response	Chart	Percentage	Count
Community		76%	16
Provincial/Territorial		71%	15
National		33%	7
N/A		0%	0
Other, please specify:		19%	4
Total Responses			21

AT WHICH LEVEL ARE YOU ENGAGED IN SPORT: (OTHER, PLEASE SPECIFY:)

#	Response
1.	School
2.	Regionally
3.	International

4. Regional







WHY DO YOU OR WHY MIGHT YOU PARTICIPATE IN SPORT?

Response	Chart	Percentage	Count
Fun		95%	20
Health		95%	20
To be with friends		71%	15
Competition		86%	18
Skill development		57%	12
Other, please specify:		14%	3
Total Responses			21

WHY DO YOU OR WHY MIGHT YOU PARTICIPATE IN SPORT? (OTHER, PLEASE SPECIFY:)

#	Response
1.	Love working with children and hope to make a difference
2.	To try something new
3.	Coach mentor

WHAT ARE THE CHALLENGES/BARRIERS TO PARTICIPATING IN SPORT?

Response	Chart	Percentage	Count
Time		57%	12
Insufficient Programs		48%	10
Language Availability		0%	0
Cost		81%	17
Location		52%	11
Quality of programs		29%	6
Other, please specify:		14%	3
Total Responses			21

WHAT ARE THE CHALLENGES/BARRIERS TO PARTICIPATING IN SPORT? (OTHER, PLEASE SPECIFY:)

#	Response
---	----------

1. facility availability is an issue for us in the NWT
2. currently none.
3. coaching

HOW DO YOU DEFINE A QUALITY SPORT EXPERIENCE?

#	Response
1.	Fun, Engaging, Accessible, free from negativity
2.	Participants should have fun first. Once complete each participant, whether a winner or not, should have come out of the experience having gained something (knowledge, friends, skill, experience or whatever). All sport experiences should be fair for all participants.
3.	Excellent equipment and facility, high level coaching, enjoyment
4.	One in which the individual can have fun, improve their skill set, play the sport they like and do so at an affordable cost.
5.	When I can step back and say "wow" and after telling others about it they get involved in some way.
6.	The opportunity to have fun with friends, meet new people, competition, improve skills and health for you.
7.	Group of people having fun doing a sport they enjoy, at their own skill level.
8.	For myself: good physical output; quality time with the people I compete with and against; completing injury free (it's an age issue!) For my athletes: did they learn something; did they demonstrate improvement; final rankings (for some); relationship with other coaches and officials
9.	Safe environment. Fun and positive experience in a competitive setting.
10.	In the program & support delivered, the plan followed and the results.
11.	An activity that is well organized, has well maintained facility/equipment, that is fun if it is something that I am participating in completely for recreation & social reasons. In competitive sport quality is impacted by the level of coaching, the commitment of team-mates, the facility, availability of skill appropriate & challenging competition opportunities, the financial support available from sponsors, sport governing bodies, terr/prov/fed governments, cost.
12.	The quality of any participation in sport is having consistent volunteers in areas of coaching, organizing an event. Playing in organized sports develops youth socially and physically. They find out their abilities so they can move forward.
13.	A quality sport experience, is doing something or delivering a program that always makes people come back, whether that is structured or unstructured time.
14.	If the person is passionate about what they do, practice doesn't feel like work. They want to go instead of have to go. Attending practices and games/competitions makes the person happy and excited. That is a quality sports experience liking what you play/do.

15. A quality sport experience for me is one that is healthy, fair, and enjoyable. It should provide a solid learning environment, where positive reinforcement is balanced with challenging and pushing our personal limitations.







WHAT VALUES DO YOU THINK SHOULD DEFINE SPORT, AS PRACTICED ON THE FIELD OF PLAY, IN CANADA?

Response	Chart	Percentage	Count
Enjoyment		100%	21
Integrity		76%	16
Safety		86%	18
Teamwork		81%	17
Respect		100%	21
Fair play		95%	20
Pursuit of excellence (individual/personal)		90%	19
Pursuit of excellence (objective/measured)		48%	10
Accessibility for all		71%	15
Participant-centred		57%	12
Knowledge-based		38%	8
Ethical conduct		76%	16
Moral education and development		38%	8
Other, please specify:		10%	2
Total Responses			21

WHAT VALUES DO YOU THINK SHOULD DEFINE SPORT, AS PRACTICED ON THE FIELD OF PLAY, IN CANADA? (OTHER, PLEASE SPECIFY:)

#	Response
1.	Education based
2.	grassroots development


WHAT COULD SPORT'S GREATEST CONTRIBUTION BE TO CANADIAN SOCIETY OVER THE NEXT 10 YEARS?

Response	Chart	Percentage	Count
Population Health		90%	18
Nation Building (National Pride)		45%	9
Community Building		45%	9
Social Development		50%	10
Civic Engagement (Volunteerism)		55%	11
Other, please specify:		15%	3
		Total Responses	20






WHAT COULD SPORT'S GREATEST CONTRIBUTION BE TO CANADIAN SOCIETY OVER THE NEXT 10 YEARS? (OTHER, PLEASE SPECIFY:)








#	Response
1.	lifestyle
2.	it should be mandatory at least three times a week
3.	Training Keep It Simple

SHOULD EFFORTS BE MADE TO INCREASE THE PARTICIPATION OF SPECIFIC POPULATION GROUPS IN SPORT?

Response	Chart	Percentage	Count
Yes		100%	20
No		0%	0
		Total Responses	20

IF YES, WHICH GROUPS SHOULD BE TARGETED?

Response	Chart	Percentage	Count
Children and Youth		90%	18
Girls and Young Women		75%	15
Aboriginal Peoples		70%	14
Persons with a Disability		35%	7
Youth at Risk		90%	18

Visible Minorities		25%	5
Economically Disadvantaged Individuals		65%	13
Seniors		60%	12
Persons at Risk for Obesity and Obesity-related Illness		65%	13
Newcomers to Canada		30%	6
Parents		60%	12
Other, please specify:		5%	1
Total Responses			20



IF YES, WHICH GROUPS SHOULD BE TARGETED? (OTHER, PLEASE SPECIFY:)

#	Response
1.	Home school students as well

IF NOT, WHY NOT?

#	Response
1.	It's not good enough only to ask, if not, why not? I support making efforts to increase participation in all of these areas, have been active about it for years. But not at the expense of reducing investment or opportunity for those who are, shall we say, mainstream participants. Additional efforts need to be with additional investment. I've been striving to bring people into sport for many years and am growing tired of making special efforts. Parents need to get off their lazy asses and get their kids involved. Kids don't stand a chance if the parents won't engage. Let me say that differently: If parents won't engage then the kids will find alternatives for their energies, many of the alternative with nothing to add to their physical health. I've lived through the wars where the mainstream kids were being excluded from certain activities to "try" to get others involved...and the exercises failed completely. I don't buy into that any more. It's critical to sustain all of the positive values and energies for the mainstream program while additional resources are applied to the many we would like to get involved.

CAN YOU ACCESS PROGRAMS IN THE OFFICIAL LANGUAGE (ENGLISH/FRENCH) OF YOUR CHOICE?

Response	Chart	Percentage	Count
Yes		60%	12
No		40%	8
Total Responses			20

WHAT ARE THE CURRENT CHALLENGES IN ACCESSING SUCH PROGRAMS AND SERVICES IN BOTH OFFICIAL LANGUAGES?

Response	Chart	Percentage	Count
Availability		41%	7
Location		41%	7
Time		12%	2
Cost		29%	5
Staff/Volunteers with Appropriate Language Skills		71%	12
Other, please specify:		12%	2
Total Responses			17

WHAT ARE THE CURRENT CHALLENGES IN ACCESSING SUCH PROGRAMS AND SERVICES IN BOTH OFFICIAL LANGUAGES? (OTHER, PLEASE SPECIFY:)

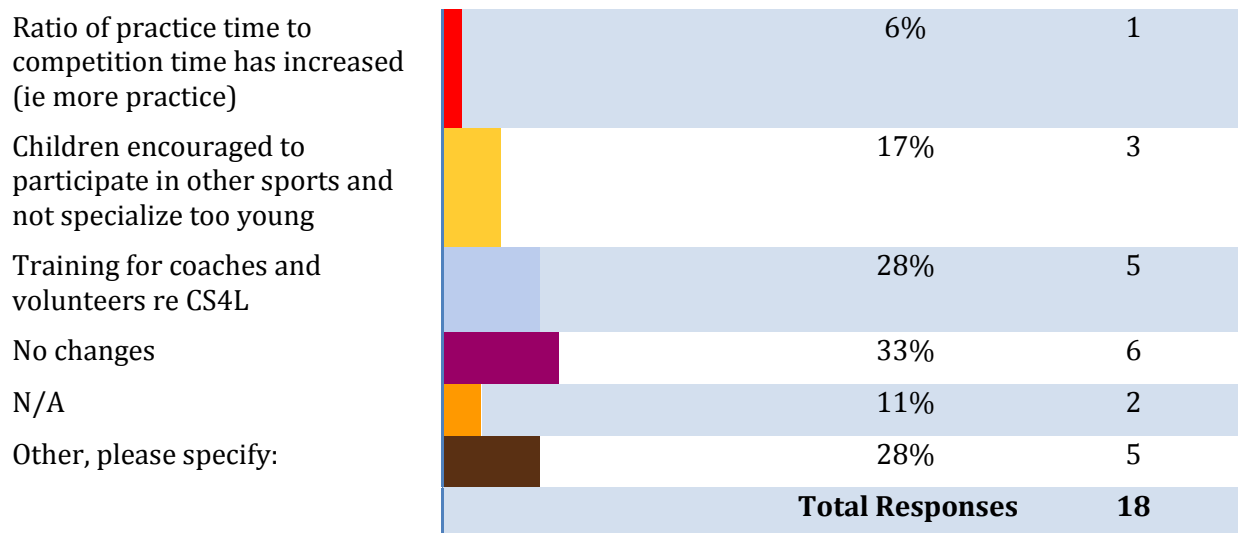
#	Response
1.	It's never been an issue
2.	Facilities & Training and Transition people moving out of community

HAVE YOU HEARD OF CANADIAN SPORT FOR LIFE (CS4L) OR LONG TERM ATHLETE DEVELOPMENT (LTAD)?

Response	Chart	Percentage	Count
Yes		85%	17
No		15%	3
Total Responses			20

HAVE YOU SEEN ANY CHANGES TO PROGRAMMING IN YOUR SPORT OR COMMUNITY RELATED TO CS4L OR LTAD?

Response	Chart	Percentage	Count
More program choices		11%	2
Players grouped by development level, not chronological age		17%	3



HAVE YOU SEEN ANY CHANGES TO PROGRAMMING IN YOUR SPORT OR COMMUNITY RELATED TO CS4L OR LTAD? (OTHER, PLEASE SPECIFY:)

#	Response
1.	Changes in my sport to date include only category changes in some competitions
2.	some but not enough
3.	Ironically, while our youth programs have formally implemented the LTAD it has not appreciatively changed the way we provide programs as we always operated in this manner vis a vis groupings and practice vs comp time.
4.	programs that target youth who are inactive and non competitive.
5.	Currently our government is not endorsing the program

WHAT IS THE CURRENT IMPACT OF CS4L IMPLEMENTATION?













#	Response
1.	I haven't seen or heard much about it in the NWT
2.	northerners competing a higher levels and showing good results
3.	Diversity
4.	Lack of money has meant little or no implementation
5.	It is the initial stages of being implemented, but moving forward.
6.	nothing presently
7.	don't know
8.	Little impact as we've always operated in this fashion.

9.	There is no funding
10.	I do not know
11.	Cost is very high for smaller communities to host any sport event. Facilities are not accessible to smaller communities so they pay more or not go at all. No trained coaches in smaller communities. Transition of people leaving jobs or moving out of communities.
12.	There has been no impact with the CS4L, no funding has been provided to the sport and recreation sector to develop or implement programs relating to this field
13.	I haven't seen it too much here in the north, but I hear about it all the time at school in Calgary.
14.	have seen no impact in the NWT

WHAT DO YOU THINK WILL BE THE FUTURE IMPACT OF CS4L IMPLEMENTATION?

#	Response
1.	A more healthy Canadian population overall.
2.	Higher level of skill and level playing field
3.	Lifestyle choices, better health
4.	It would be good if resources were committed to it, and if the right entities in the sector are given a positive mandate to develop it
5.	Improved sport from the grass roots up to the elite/high performance athletes.
6.	if implemented properly - a healthier Canada
7.	don't know
8.	The future should be positive across the sport continuum. More than anything one would hope more people will engage longer and see the merit in staying with sport in other than athlete capacities.
9.	There will be none, as there is no funding for coach development. Without coaches how are we supposed to move forward?
10.	A healthier population. Greater success in international level sport competition.
11.	if we do not deal with these issues nothing will happen for the smaller communities. They will always be overlooked for bigger centers to be successful.
12.	A united community and country in the delivery of sport. All stakeholders moving together for a common goal.
13.	I hope to see it more in the north.
14.	unsure











WHAT ARE THE BARRIERS TO SUCCESSFUL IMPLEMENTATION OF THE CS4L MODEL?

Response	Chart	Percentage	Count
Access to materials		28%	5
Geography (distances)		61%	11
Training costs		56%	10
Not enough facilitators		44%	8
Lack of Funding		61%	11
Unsupportive culture		17%	3
Training of coaches and/or volunteers		44%	8
Uninformed parents and/or participants		39%	7
Awareness		50%	9
Engagement of other sectors of society (health, education and recreation sectors)		39%	7
Not Sure		17%	3
Other, please specify:		17%	3
Total Responses			18








WHAT ARE THE BARRIERS TO SUCCESSFUL IMPLEMENTATION OF THE CS4L MODEL? (OTHER, PLEASE SPECIFY:)





#	Response
1.	In the area of coaching, the pushy nature of CAC to accelerate coach certification towards a more professional level is counter-productive. More time in class, more time away from home and doing assignments by volunteers discourages participation. CAC needs to rethink it's current drive to professionalism.
2.	O&M to Facilities, Transition. Smaller communities not having enough youth to run sports.

FOLLOWING IS A LIST OF PROGRAM AND SERVICE AREAS THAT HAVE BEEN IDENTIFIED TO ASSESS CANADA'S SPORT DEVELOPMENT DELIVERY SYSTEM. PLEASE IDENTIFY THE TOP FIVE PRIORITIES FOR THE SPORT DEVELOPMENT DELIVERY SYSTEM.










Response	Chart	Percentage	Count
Coaches and instructors		100%	18
Officials – referees, umpires, judges, etc.		78%	14
Facilities and equipment		94%	17
School sport system		72%	13
Parasport development – inclusion/integration		17%	3
Research and innovation		33%	6
Training and pathways to employment		17%	3
Capitalizing on international events		11%	2
Equity policies		22%	4
Organizational capacity		50%	9
N/A		0%	0
Total Responses			18

FOLLOWING IS A LIST OF PROGRAM AND SERVICE AREAS THAT HAVE BEEN IDENTIFIED TO ASSESS CANADA’S SPORT DEVELOPMENT DELIVERY SYSTEM. PLEASE IDENTIFY THE TOP THREE COMPONENTS IN WHICH PROGRAMMING IS CURRENTLY AT A SUFFICIENT LEVEL.











Response	Chart	Percentage	Count
Coaches and instructors		18%	3
Officials – referees, umpires, judges, etc.		18%	3
Facilities and equipment		24%	4
School sport system		0%	0
Parasport development – inclusion/integration		18%	3
Research and innovation		29%	5
Training and pathways to employment		18%	3
Capitalizing on international		24%	4

events			
Equity policies		18%	3
Organizational capacity		18%	3
N/A		35%	6
Total Responses			17







FOLLOWING IS A LIST OF PROGRAM AND SERVICE AREAS THAT HAVE BEEN IDENTIFIED TO ASSESS CANADA'S SPORT DEVELOPMENT DELIVERY SYSTEM. PLEASE IDENTIFY THE TOP THREE COMPONENTS IN WHICH PROGRAMMING IS CURRENTLY INSUFFICIENT AND/OR NEEDS IMPROVEMENT.






Response	Chart	Percentage	Count
Coaches and instructors		78%	14
Officials – referees, umpires, judges, etc.		39%	7
Facilities and equipment		44%	8
School sport system		61%	11
Parasport development – inclusion/integration		28%	5
Research and innovation		11%	2
Training and pathways to employment		11%	2
Capitalizing on international events		0%	0
Equity policies		0%	0
Organizational capacity		11%	2
N/A		6%	1
Total Responses			18

FOLLOWING IS A LIST OF PROGRAM AND SERVICE AREAS THAT HAVE BEEN IDENTIFIED AS IMPORTANT COMPONENTS OF CANADA'S HIGH PERFORMANCE DELIVERY SYSTEM. PLEASE IDENTIFY THE TOP FIVE PRIORITIES FOR THE HIGH PERFORMANCE DELIVERY SYSTEM.











Response	Chart	Percentage	Count
Coaches and technical leadership		100%	18
Training and competition		94%	17
Sport science, sport medicine and technology		56%	10
Athlete talent identification, recruitment and development		72%	13
Research and innovation		33%	6
Integrated athlete development pathways		11%	2
Organizational capacity and sustainability		28%	5
Direct athlete support and incentives		67%	12
Facilities and equipment		33%	6
Hosting of international events in Canada		11%	2
N/A		0%	0
Total Responses			18

FOLLOWING IS A LIST OF PROGRAM AND SERVICE AREAS THAT HAVE BEEN IDENTIFIED AS IMPORTANT COMPONENTS OF CANADA'S HIGH PERFORMANCE DELIVERY SYSTEM. PLEASE IDENTIFY THE TOP THREE COMPONENTS IN WHICH PROGRAMMING IS CURRENTLY AT A SUFFICIENT LEVEL.

Response	Chart	Percentage	Count
Coaches and technical leadership		12%	2
Training and competition		12%	2
Sport science, sport medicine and technology		25%	4
Athlete talent identification, recruitment and development		38%	6
Research and innovation		25%	4
Integrated athlete development pathways		12%	2

Organizational capacity and sustainability		12%	2
Direct athlete support and incentives		12%	2
Facilities and equipment		31%	5
Hosting of international events in Canada		38%	6
N/A		19%	3
Total Responses			16

FOLLOWING IS A LIST OF PROGRAM AND SERVICE AREAS THAT HAVE BEEN IDENTIFIED AS IMPORTANT COMPONENTS OF CANADA'S HIGH PERFORMANCE DELIVERY SYSTEM. PLEASE IDENTIFY THE TOP THREE COMPONENTS IN WHICH PROGRAMMING IS CURRENTLY INSUFFICIENT AND/OR NEEDS IMPROVEMENT.

Response	Chart	Percentage	Count
Coaches and technical leadership		67%	12
Training and competition		44%	8
Sport science, sport medicine and technology		22%	4
Athlete talent identification, recruitment and development		28%	5
Research and innovation		22%	4
Integrated athlete/coach/official development pathways		6%	1
Organizational capacity and sustainability		22%	4
Direct athlete and coach support and incentives		44%	8
Facilities and equipment		22%	4
Hosting of international events in Canada		22%	4
N/A		0%	0
Total Responses			18

WHAT ARE THE BENEFITS OF IMPROVING LINKAGES BETWEEN NATIONAL SPORT ORGANIZATIONS AND THEIR PROVINCIAL/TERRITORIAL COUNTERPARTS?

Response	Chart	Percentage	Count
Athlete Development		89%	16
Coach/Leader Development		89%	16
Program Partnerships		61%	11
Relevant Programming		33%	6
Knowledge Transfer		83%	15
Improved Services		50%	9
No benefits		0%	0
N/A		6%	1
Other, please specify:		6%	1
Total Responses			18

WHAT ARE THE BENEFITS OF IMPROVING LINKAGES BETWEEN NATIONAL SPORT ORGANIZATIONS AND THEIR PROVINCIAL/TERRITORIAL COUNTERPARTS? (OTHER, PLEASE SPECIFY:)

#	Response
1.	No base, no national level program.









WHAT ARE THE CHALLENGES TO IMPROVING THESE LINKAGES?

Response	Chart	Percentage	Count
Communication		89%	16
Human Resources		56%	10
Culture Conflicts		22%	4
Governance Structure		61%	11
Personalities		44%	8
N/A		6%	1
Other, please specify:		6%	1
Total Responses			18

WHAT ARE THE CHALLENGES TO IMPROVING THESE LINKAGES? (OTHER, PLEASE SPECIFY:)

#	Response
1.	Desire





WHAT ARE THE BENEFITS OF IMPROVING LINKAGES BETWEEN PROVINCIAL/TERRITORIAL SPORT ORGANIZATIONS AND MUNICIPAL-LEVEL SPORT CLUBS AND RECREATION DEPARTMENTS/ORGANIZATIONS AND/OR SCHOOLS?



Response	Chart	Percentage	Count
Relevant Programming		80%	12
Targeted Uptake		67%	10
Shared Expertise		93%	14
Partnerships		87%	13
Knowledge Transfer		87%	13
Improved Services		67%	10
Wider audience		47%	7
No benefits		0%	0
N/A		0%	0
Other, please specify:		7%	1
Total Responses			15

WHAT ARE THE BENEFITS OF IMPROVING LINKAGES BETWEEN PROVINCIAL/TERRITORIAL SPORT ORGANIZATIONS AND MUNICIPAL-LEVEL SPORT CLUBS AND RECREATION DEPARTMENTS/ORGANIZATIONS AND/OR SCHOOLS? (OTHER, PLEASE SPECIFY:)

#	Response
1.	grassroots development

WHAT ARE THE CHALLENGES TO IMPROVING THESE LINKAGES?



Response	Chart	Percentage	Count
Differing Objectives		60%	9
Communication		87%	13
Developing Contacts		33%	5
Differing Cultures		33%	5

Human Resources		60%	9
Personalities		53%	8
N/A		0%	0
Other, please specify:		0%	0
		Total Responses	15






WHAT ARE THE CHALLENGES TO IMPROVING THESE LINKAGES? (OTHER, PLEASE SPECIFY:)

Response

DO YOU THINK SPORT SHOULD BE USED INTENTIONALLY FOR COMMUNITY-BUILDING PURPOSES?

Response	Chart	Percentage	Count
Yes		93%	14
No		7%	1
		Total Responses	15

IF YES, WHICH OF THE FOLLOWING SHOULD BE THE FOCUS OF THE PROGRAMS?

Response	Chart	Percentage	Count
Youth Development		93%	13
Health Promotion		86%	12
Gender Equity		36%	5
Social Inclusion		64%	9
Conflict Resolution		21%	3
Other, please specify:		0%	0
		Total Responses	14

IF YES, WHICH OF THE FOLLOWING SHOULD BE THE FOCUS OF THE PROGRAMS? (OTHER, PLEASE SPECIFY:)

Response

CANADIANS ARE INVOLVED IN A WIDE RANGE OF INTERNATIONAL ACTIVITIES RELATED TO SPORT. IN WHICH AREAS SHOULD CANADA CONTINUE TO FOCUS:

	Increase	Continue	Decrease	Discontinue	Total
Participating in international competitions and events	3 (20%)	11 (73%)	1 (7%)	0 (0%)	15
Contributing to the governance of international sport bodies	0 (0%)	13 (87%)	2 (13%)	0 (0%)	15
Hosting international sporting events	7 (47%)	8 (53%)	0 (0%)	0 (0%)	15
Fighting doping in sport	4 (27%)	9 (60%)	1 (7%)	1 (7%)	15
Promoting quality sport for disadvantaged or underrepresented groups	7 (47%)	7 (47%)	1 (7%)	0 (0%)	15
Advancing sport for social development abroad	3 (20%)	10 (67%)	2 (13%)	0 (0%)	15

OTHER, PLEASE SPECIFY

#	Response
1.	Remote area talent ID, Remote area facilities

WE WELCOME ADDITIONAL COMMENTS AND FEEDBACK.

#	Response
1.	We are not getting enough smaller communities exposed to sport development. Facilities should be addressed in all communities to start hosting events to build capacity and get youth exposed and engaged. Training needs to be more accessible to everyone in the NWT. Recreation needs to be a priority in all communities. Sport leagues needs to be in all schools systems. Grassroot sports need to be happening more often and not everytime we have enough funding to host.
2.	Thank you for making this opportunity available to Canadians. I'm very happy that the Canadian Sport Policy is being renewed.