



## SUMMARY REPORT - NUNAVUT ORGANIZATION

Canadian Sport Policy Renewal 2011

### ARE YOU ANSWERING THIS SURVEY ON BEHALF OF:

Response	Chart	Percentage	Count
Yourself (as an individual)		0%	0
Your Organization		100%	23
<b>Total Responses</b>			<b>23</b>

### IN WHAT PROVINCE/TERRITORY IS YOUR ORGANIZATION BASED?

Response	Chart	Percentage	Count
Alberta		0%	0
British Columbia		0%	0
Manitoba		0%	0
New Brunswick		0%	0
Newfoundland and Labrador		0%	0
Northwest Territories		0%	0
Nova Scotia		0%	0
Nunavut		100%	23
Ontario		0%	0
Prince Edward Island		0%	0
Québec		0%	0
Saskatchewan		0%	0
Yukon		0%	0
<b>Total Responses</b>			<b>23</b>

### IS YOUR ORGANIZATION INVOLVED WITH SPORT?

Response	Chart	Percentage	Count
Yes		100%	22
No		0%	0
		<b>Total Responses</b>	<b>22</b>

### HOW WOULD YOU BEST DESCRIBE YOUR ORGANIZATION?







Response	Chart	Percentage	Count
Publicly Funded (including Municipal, P/T, Federal Government)		52%	12
Not-for-Profit/Voluntary		30%	7
National Sport (NSO/MSO/CSC)		0%	0
Provincial/Territorial Sport		48%	11
Corporate/For Profit		0%	0
Education		4%	1
Other, please specify:		0%	0
		<b>Total Responses</b>	<b>23</b>

### HOW WOULD YOU BEST DESCRIBE YOUR ORGANIZATION? (OTHER, PLEASE SPECIFY:)

#	Response

### WHAT ARE THE REASONS FOR YOUR ORGANIZATION'S INTEREST IN PROMOTING PARTICIPATION IN SPORT?










Response	Chart	Percentage	Count
Promote Healthy Lifestyles		83%	19
Reduce sport dropout rates		39%	9
Increase the exposure of children and youth to sport		91%	21
Increase individual and family-based participation		52%	12
Increase sport opportunities for under-represented groups		48%	11
Improve athlete performance		65%	15

(national/international level)			
Foster civic engagement		26%	6
Contribute to community-building		65%	15
Contribute to Social Development (youth-at-risk)		65%	15
Foster participation for coaches, officials, administrators, and/or volunteers		52%	12
Other, please specify:		9%	2
<b>Total Responses</b>			<b>23</b>

WHAT ARE THE REASONS FOR YOUR ORGANIZATION'S INTEREST IN PROMOTING PARTICIPATION IN SPORT? (OTHER, PLEASE SPECIFY:)

#	Response
1.	we like gymnastics
2.	have fun

WHAT ARE THE MOST IMPORTANT CHALLENGES AFFECTING YOUR ORGANIZATION'S EFFORTS TO PROMOTE AND INCREASE PARTICIPATION IN SPORT?

Response	Chart	Percentage	Count
Size, Availability, and/or Suitability of Facilities		64%	14
Communication with Stakeholders		27%	6
Human Resource Capacity		55%	12
Governance and Management Issues		27%	6
Funding/Sponsorship		82%	18
Program Development		41%	9
Dependency on Volunteers		77%	17
Growing popularity of non-traditional sports and physical recreation		9%	2
Other, please specify:		5%	1

<b>Total Responses</b>	<b>22</b>
------------------------	-----------

WHAT ARE THE MOST IMPORTANT CHALLENGES AFFECTING YOUR ORGANIZATION’S EFFORTS TO PROMOTE AND INCREASE PARTICIPATION IN SPORT? (OTHER, PLEASE SPECIFY:)















#	Response
1.	competition in recruitment of elite athletes... kids who opt for the dead end sport of hockey

HOW DOES YOUR ORGANIZATION DEFINE A QUALITY SPORT EXPERIENCE?

#	Response
1.	improved physical conditioning, improved self esteem, opportunities to travel and compete, social interactions, healthy lifestyles
2.	A quality sport experience is a time when participants gets to be active in a fun and safe environment that promotes skills development
3.	if the child leaves happy and wants to come back next class.
4.	quality of sport is based on participation, enjoyment and growth (individual and group - skill or personal).
5.	We take the kids to traing camps and to the summer games to get ready for the Arctic Winter Games.
6.	High number of participants and volunteers. Strong competition and kids having fun.
7.	A quality sport experience is defined by a moment to practice and exercise a sport in a safe and fun environment that promotes development
8.	A quality sport experience is one that includes as many participants as is possible within the sport/activity. Also one that promotes all the positive aspects that are included in sport; cooperation, hard work ethic, fair play, commitment, perseverance and leadership, to name a gew.
9.	The experience that we put out to the public in our community is entirely for better living, better health, and the joining of the youth and the elders. We hope to see our youth do better in their lives and protect our culture in the process.
10.	Partaking into the Arctic Winter Games, Canada Winter/Summer Games, National Aboriginal Indigenous Games and other provincial and regional sport events.
11.	We feel that a quality sport experience is one that promotes team work and developes each child as an individual. We want kids to have fun, but to also learn responsibility at the same time.
12.	a well attended well organized event where people of all ages can participate in a healthy environment, learn and develop new skills, and most importantly have fun.
13.	Active participation in community-based sports to promote a healthy-life style and acamedic sucess.

14.	really try to get young people in getting involve in sports,be a team leader.
15.	Providing opportunities to athletes, coaches and officials who would otherwise be unable to participate to have fun, gain experience and stay active.
16.	Keeping the Youth busy during summer months, stay away from Drug and Alcohol.
17.	An experience where individuals of all ages can participate and learn in a healthy safe environment, not only learning about the sport but also learning life skills







### WHAT VALUES DOES YOUR ORGANIZATION THINK SHOULD DEFINE SPORT, AS PRACTICED ON THE FIELD OF PLAY, IN CANADA?

Response	Chart	Percentage	Count
Enjoyment		100%	21
Integrity		86%	18
Safety		81%	17
Teamwork		90%	19
Respect		95%	20
Fair play		90%	19
Pursuit of excellence (individual/personal)		67%	14
Pursuit of excellence (objective/measured)		52%	11
Accessibility for all		71%	15
Participant-centred		67%	14
Knowledge-based		57%	12
Ethical conduct		57%	12
Moral education and development		71%	15
Other, please specify:		5%	1
<b>Total Responses</b>			<b>21</b>

### WHAT VALUES DOES YOUR ORGANIZATION THINK SHOULD DEFINE SPORT, AS PRACTICED ON THE FIELD OF PLAY, IN CANADA? (OTHER, PLEASE SPECIFY:)

#	Response
1.	avoidance of violence and poor sportsmanship


## WHAT COULD SPORT'S GREATEST CONTRIBUTION BE TO CANADIAN SOCIETY OVER THE NEXT 10 YEARS?

Response	Chart	Percentage	Count
Population Health		90%	19
Nation Building (national pride)		43%	9
Community Building		67%	14
Social Development		57%	12
Civic Engagement (Volunteerism)		67%	14
Other, please specify:		10%	2
		<b>Total Responses</b>	<b>21</b>





## WHAT COULD SPORT'S GREATEST CONTRIBUTION BE TO CANADIAN SOCIETY OVER THE NEXT 10 YEARS? (OTHER, PLEASE SPECIFY:)

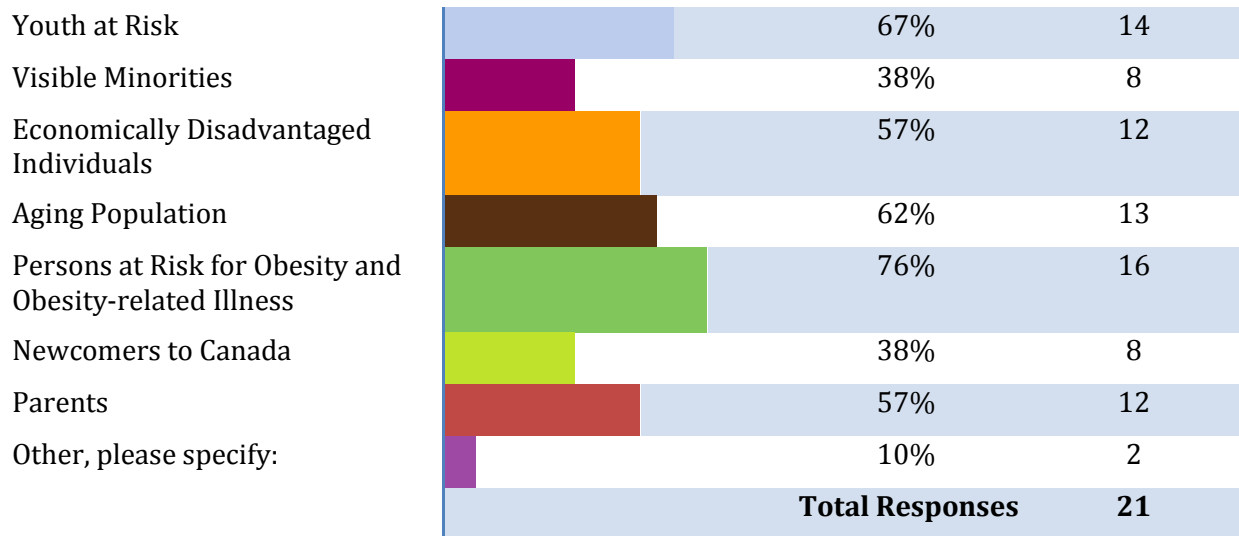
#	Response
1.	Healthy Lifestyles
2.	healty body = healty mind!!!

## SHOULD EFFORTS BE MADE TO INCREASE THE PARTICIPATION OF SPECIFIC POPULATION GROUPS IN SPORT?

Response	Chart	Percentage	Count
Yes		100%	21
No		0%	0
		<b>Total Responses</b>	<b>21</b>

## IF YES, WHICH GROUPS SHOULD BE TARGETED?

Response	Chart	Percentage	Count
Children and Youth		95%	20
Girls and Young Women		67%	14
Aboriginal Peoples		71%	15
Persons with a Disability		62%	13





IF YES, WHICH GROUPS SHOULD BE TARGETED? (OTHER, PLEASE SPECIFY:)

#	Response
1.	EVERYONE!!! we are becomming a society of couch potatos.
2.	all groups should and need to be targeted.

IF NOT, WHY NOT?

There are no responses to this question.

DOES YOUR ORGANIZATION OFFER PROGRAMS AND SERVICES IN BOTH OFFICIAL LANGUAGES?

Response	Chart	Percentage	Count
Yes		29%	6
No		71%	15
<b>Total Responses</b>			<b>21</b>

WHAT ARE THE CURRENT CHALLENGES IN OFFERING SUCH PROGRAMS AND SERVICES?



Response	Chart	Percentage	Count
Human Resources		55%	11
Funding		60%	12

Resource Support (Tools, Programs, etc)		55%	11
Program Enrollment		25%	5
Other, please specify:		15%	3
<b>Total Responses</b>			<b>20</b>

WHAT ARE THE CURRENT CHALLENGES IN OFFERING SUCH PROGRAMS AND SERVICES? (OTHER, PLEASE SPECIFY:)

#	Response
1.	1. i'm not confident enough with my french. 2. up here there are three official languages...
2.	Lack of Facility
3.	We offer programs in Inuktitut, rather than French.

HAVE YOU HEARD OF CANADIAN SPORT FOR LIFE (CS4L) OR LONG TERM ATHLETE DEVELOPMENT (LTAD)?

Response	Chart	Percentage	Count
Yes		28%	5
No		72%	13
<b>Total Responses</b>			<b>18</b>

WHAT IS THE CURRENT IMPACT OF CS4L IMPLEMENTATION?

#	Response
1.	We are following the lead and example of Speed Skating Canada
2.	?
3.	Slowly there is becoming more and more opportunity for participants of ALL ages to participate in sports/physical activity
4.	This has had a good impact on our children. We have implemented the CS4L policies and have had success in doing so!

WHAT DO YOU THINK WILL BE THE FUTURE IMPACT OF CS4L IMPLEMENTATION?

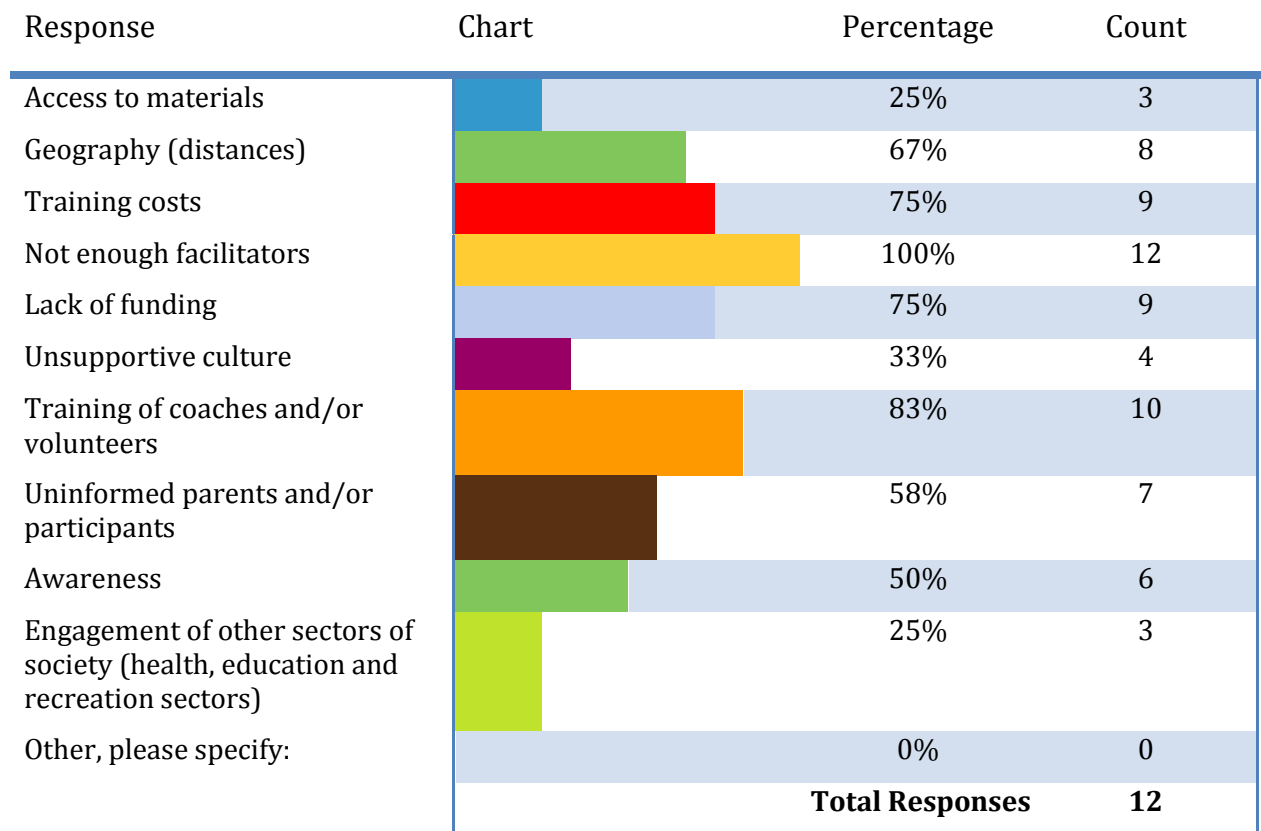
#	Response
1.	greater integration by age into high performance athletics



2. ?

3. More participation in sport and a healthier population country wide.

## WHAT ARE THE BARRIERS TO SUCCESSFUL IMPLEMENTATION OF THE CS4L MODEL?

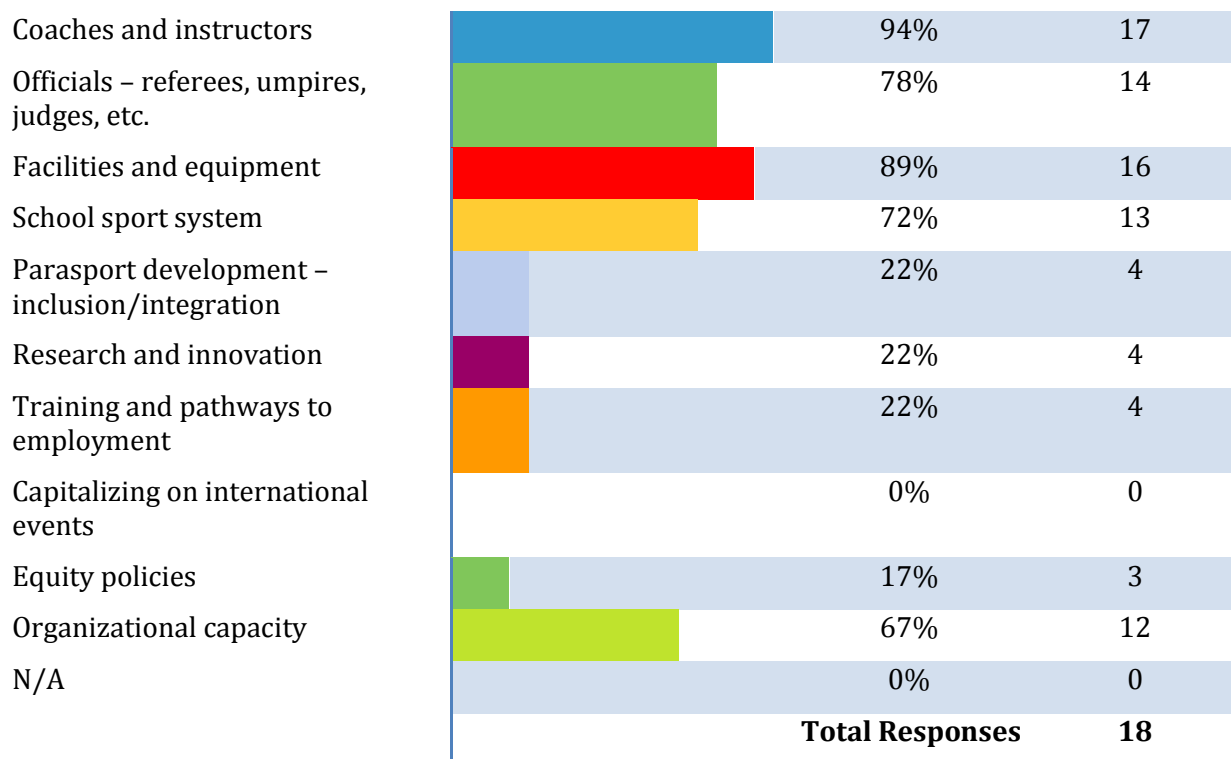


WHAT ARE THE BARRIERS TO SUCCESSFUL IMPLEMENTATION OF THE CS4L MODEL? (OTHER, PLEASE SPECIFY:)

# Response



FOLLOWING IS A LIST OF PROGRAM AND SERVICE AREAS THAT HAVE BEEN IDENTIFIED TO ASSESS CANADA'S SPORT DEVELOPMENT DELIVERY SYSTEM. PLEASE IDENTIFY THE TOP FIVE PRIORITIES FOR THE SPORT DEVELOPMENT DELIVERY SYSTEM.

Response	Chart	Percentage	Count
----------	-------	------------	-------













FOLLOWING IS A LIST OF PROGRAM AND SERVICE AREAS THAT HAVE BEEN IDENTIFIED TO ASSESS CANADA’S SPORT DEVELOPMENT DELIVERY SYSTEM. PLEASE IDENTIFY THE TOP THREE COMPONENTS IN WHICH PROGRAMMING IS CURRENTLY AT A SUFFICIENT LEVEL.

Response	Chart	Percentage	Count
Coaches and instructors		29%	5
Officials – referees, umpires, judges, etc.		29%	5
Facilities and equipment		24%	4
School sport system		29%	5
Parasport development – inclusion/integration		6%	1
Research and innovation		18%	3
Training and pathways to employment		0%	0
Capitalizing on international events		18%	3
Equity policies		29%	5











Organizational capacity		12%	2
N/A		35%	6
<b>Total Responses</b>			<b>17</b>

FOLLOWING IS A LIST OF PROGRAM AND SERVICE AREAS THAT HAVE BEEN IDENTIFIED TO ASSESS CANADA'S SPORT DEVELOPMENT DELIVERY SYSTEM. PLEASE IDENTIFY THE TOP THREE COMPONENTS IN WHICH PROGRAMMING IS CURRENTLY INSUFFICIENT AND/OR NEEDS IMPROVEMENT.








Response	Chart	Percentage	Count
Coaches and instructors		72%	13
Officials – referees, umpires, judges, etc.		50%	9
Facilities and equipment		78%	14
School sport system		44%	8
Parasport development – inclusion/integration		6%	1
Research and innovation		11%	2
Training and pathways to employment		17%	3
Capitalizing on international events		17%	3
Equity policies		11%	2
Organizational capacity		28%	5
N/A		0%	0
<b>Total Responses</b>			<b>18</b>




FOLLOWING IS A LIST OF PROGRAM AND SERVICE AREAS THAT HAVE BEEN IDENTIFIED AS IMPORTANT COMPONENTS OF CANADA'S HIGH PERFORMANCE DELIVERY SYSTEM. PLEASE IDENTIFY THE TOP FIVE PRIORITIES FOR THE HIGH PERFORMANCE DELIVERY SYSTEM.

Response	Chart	Percentage	Count
Coaches and technical leadership		83%	15












Training and competition		89%	16
Sport science, sport medicine and technology		11%	2
Athlete talent identification, recruitment and development		67%	12
Research and innovation		11%	2
Integrated athlete development pathways		33%	6
Organizational capacity and sustainability		33%	6
Direct athlete support and incentives		50%	9
Facilities and equipment		50%	9
Hosting of international events in Canada		17%	3
N/A		6%	1
<b>Total Responses</b>			<b>18</b>

FOLLOWING IS A LIST OF PROGRAM AND SERVICE AREAS THAT HAVE BEEN IDENTIFIED AS IMPORTANT COMPONENTS OF CANADA'S HIGH PERFORMANCE DELIVERY SYSTEM. PLEASE IDENTIFY THE TOP THREE COMPONENTS IN WHICH PROGRAMMING IS CURRENTLY AT A SUFFICIENT LEVEL.








Response	Chart	Percentage	Count
Coaches and technical leadership		39%	7
Training and competition		22%	4
Sport science, sport medicine and technology		28%	5
Athlete talent identification, recruitment and development		17%	3
Research and innovation		33%	6
Integrated athlete development pathways		0%	0
Organizational capacity and sustainability		22%	4
Direct athlete support and incentives		6%	1

Facilities and equipment		11%	2
Hosting of international events in Canada		22%	4
N/A		33%	6
<b>Total Responses</b>			<b>18</b>

FOLLOWING IS A LIST OF PROGRAM AND SERVICE AREAS THAT HAVE BEEN IDENTIFIED AS IMPORTANT COMPONENTS OF CANADA'S HIGH PERFORMANCE DELIVERY SYSTEM. PLEASE IDENTIFY THE TOP THREE COMPONENTS IN WHICH PROGRAMMING IS CURRENTLY INSUFFICIENT AND/OR NEEDS IMPROVEMENT.

Response	Chart	Percentage	Count
Coaches and technical leadership		56%	10
Training and competition		61%	11
Sport science, sport medicine and technology		6%	1
Athlete talent identification, recruitment and development		17%	3
Research and innovation		17%	3
Integrated athlete development pathways		11%	2
Organizational capacity and sustainability		28%	5
Direct athlete support and incentives		17%	3
Facilities and equipment		56%	10
Hosting of international events in Canada		11%	2
N/A		6%	1
<b>Total Responses</b>			<b>18</b>

PLEASE SELECT THE MOST IMPORTANT RESOURCES THAT YOUR ORGANIZATION NEEDS TO FULLY ACHIEVE ITS POTENTIAL IN DELIVERING SPORT PROGRAMS AND SERVICES.

Response	Chart	Percentage	Count
Human Resources		56%	10
Financial		61%	11
Program (equipment, tools, etc)		44%	8
Governance (templates, training, assistance, etc)		39%	7
Facilities		61%	11
Strategic Plan		28%	5
Clear programming objectives		22%	4
Other, please specify:		0%	0
<b>Total Responses</b>			<b>18</b>

PLEASE SELECT THE MOST IMPORTANT RESOURCES THAT YOUR ORGANIZATION NEEDS TO FULLY ACHIEVE ITS POTENTIAL IN DELIVERING SPORT PROGRAMS AND SERVICES. (OTHER, PLEASE SPECIFY:)

# Response

### WHAT ARE SOME OF THE CURRENT LIMITATIONS?

# Response

1. We lose many of our best athletes in Canada to Hockey, which in the end does not fulfill its promise to many of these young people and then they get disillusioned and drop out of sports period. We need to support a wider range of sports, especially minority sports, like luge or women's ski jumping or archery or judo or speed skating !
2. volunteers, facilities (storage space), number of coaches, participation, turnover
3. Where we can go with the kids.
4. High cost of travel between communities, facilities, lack of competition.
5. Currently we are low on trained coaches and volunteers to help build an interest in sport for the younger population of the community. Alos, with living in a fly in only community, we are always in need financial assistance to help pay for athletes flying out and/or coaches instructors flying in.
6. living so far north in an isolated community makes it tough as there is a whole new dimation of barriers that need to be overcome.

DOES YOUR ORGANIZATION HAVE THE HUMAN RESOURCE CAPACITY (WITH REGARD TO GOVERNANCE, PROFESSIONAL DEVELOPMENT, RECRUITMENT OF STAFF,

RETENTION, ETC.) TO MEET THE DEMANDS OF THE NEXT DECADE (AGING POPULATION, DECLINING VOLUNTEERISM, INCREASING DIVERSITY, ETC.)?

Response	Chart	Percentage	Count
Yes		12%	2
No		88%	15
		<b>Total Responses</b>	<b>17</b>

WHAT ARE THE MAIN HUMAN RESOURCE MANAGEMENT ISSUES FOR YOUR ORGANIZATION WITH RESPECT TO STAFF AND VOLUNTEERS?

Response	Chart	Percentage	Count
Recruitment		71%	12
Retention		82%	14
Training		59%	10
Skill Set		41%	7
Compensation		29%	5
Language Capacity		12%	2
Other, please specify:		6%	1
		<b>Total Responses</b>	<b>17</b>

WHAT ARE THE MAIN HUMAN RESOURCE MANAGEMENT ISSUES FOR YOUR ORGANIZATION WITH RESPECT TO STAFF AND VOLUNTEERS? (OTHER, PLEASE SPECIFY:)

#	Response
1.	recruitment of youth coaches andofficiators

WHAT ARE THE BENEFITS OF IMPROVING LINKAGES BETWEEN NATIONAL SPORT ORGANIZATIONS AND THEIR PROVINCIAL/TERRITORIAL COUNTERPARTS?

Response	Chart	Percentage	Count
Athlete Development		88%	14
Coach/Leader Development		94%	15
Program Partnerships		81%	13

Relevant Programming		69%	11
Knowledge Transfer		75%	12
Improved Services		69%	11
No benefits		6%	1
N/A		0%	0
Other, please specify:		0%	0
		<b>Total Responses</b>	<b>16</b>

WHAT ARE THE BENEFITS OF IMPROVING LINKAGES BETWEEN NATIONAL SPORT ORGANIZATIONS AND THEIR PROVINCIAL/TERRITORIAL COUNTERPARTS? (OTHER, PLEASE SPECIFY:)

# Response

WHAT ARE THE CHALLENGES TO IMPROVING THESE LINKAGES?

Response	Chart	Percentage	Count
Communication		88%	14
Human Resources		69%	11
Culture Conflicts		44%	7
Governance Structure		44%	7
Personalities		50%	8
N/A		0%	0
Other, please specify:		12%	2
		<b>Total Responses</b>	<b>16</b>









WHAT ARE THE CHALLENGES TO IMPROVING THESE LINKAGES? (OTHER, PLEASE SPECIFY:)

# Response

1. Financial Limitations
2. \$\$\$\$

WHAT ARE THE BENEFITS OF IMPROVING LINKAGES BETWEEN PROVINCIAL/TERRITORIAL SPORT ORGANIZATIONS AND MUNICIPAL-LEVEL SPORT CLUBS AND RECREATION DEPARTMENTS/ORGANIZATIONS AND/OR SCHOOLS?










Response	Chart	Percentage	Count
Relevant Programming		80%	12
Targeted Uptake		33%	5
Shared Expertise		53%	8
Partnerships		80%	12
Knowledge Transfer		80%	12
Improved Services		67%	10
Wider audience		60%	9
No benefits		0%	0
N/A		0%	0
Other, please specify:		7%	1
<b>Total Responses</b>			<b>15</b>

WHAT ARE THE BENEFITS OF IMPROVING LINKAGES BETWEEN PROVINCIAL/TERRITORIAL SPORT ORGANIZATIONS AND MUNICIPAL-LEVEL SPORT CLUBS AND RECREATION DEPARTMENTS/ORGANIZATIONS AND/OR SCHOOLS? (OTHER, PLEASE SPECIFY:)

#	Response
1.	recruitment of athletes



WHAT ARE THE CHALLENGES TO IMPROVING THESE LINKAGES?

Response	Chart	Percentage	Count
Differing Objectives		67%	10
Communication		87%	13
Developing Contacts		60%	9
Differing Cultures		47%	7
Human Resources		60%	9
Personalities		40%	6
N/A		0%	0
Other, please specify:		13%	2
<b>Total Responses</b>			<b>15</b>







WHAT ARE THE CHALLENGES TO IMPROVING THESE LINKAGES? (OTHER, PLEASE SPECIFY:)

#	Response
1.	large distances between clubs and the expenses incurred in making connections
2.	coach availability

### DOES YOUR ORGANIZATION PROMOTE SPORT PARTICIPATION INTENTIONALLY FOR COMMUNITY-BUILDING PURPOSES?

Response	Chart	Percentage	Count
Yes		87%	13
No		13%	2
<b>Total Responses</b>			<b>15</b>




### IF YES, WHICH OF THE FOLLOWING SHOULD BE PROGRAM FOCUSES?





Response	Chart	Percentage	Count
Youth Development		100%	14
Health Promotion		93%	13
Gender Equity		50%	7
Social Inclusion		79%	11
Conflict Resolution		64%	9
Other, please specify:		7%	1
<b>Total Responses</b>			<b>14</b>

### IF YES, WHICH OF THE FOLLOWING SHOULD BE PROGRAM FOCUSES? (OTHER, PLEASE SPECIFY:)

#	Response
1.	self improvement

### WHAT ARE THE BARRIERS FOR PROMOTING COMMUNITY-BUILDING PROGRAMS?

Response	Chart	Percentage	Count
Not a policy or organizational mandate/objective		33%	5
Lack of funding		80%	12
Human Resources		80%	12

Programming		47%	7
Partnerships		47%	7
Lack of Communications Strategies		60%	9
Other, please specify:		7%	1
<b>Total Responses</b>			<b>15</b>

WHAT ARE THE BARRIERS FOR PROMOTING COMMUNITY-BUILDING PROGRAMS? (OTHER, PLEASE SPECIFY:)

#	Response
1.	community support

CANADIANS ARE INVOLVED IN A WIDE RANGE OF INTERNATIONAL ACTIVITIES RELATED TO SPORT. IN WHICH AREAS SHOULD CANADA CONTINUE TO FOCUS?

	Increase	Continue	Decrease	Discontinue	Total
Participating in international competitions and events	7 (47%)	8 (53%)	0 (0%)	0 (0%)	15
Contributing to the governance of international sport bodies	5 (33%)	10 (67%)	0 (0%)	0 (0%)	15
Hosting international sporting events	7 (47%)	8 (53%)	0 (0%)	0 (0%)	15
Fighting doping in sport	8 (57%)	6 (43%)	0 (0%)	0 (0%)	14
Promoting quality sport for disadvantaged or underrepresented groups	9 (60%)	6 (40%)	0 (0%)	0 (0%)	15
Advancing sport for social development abroad	8 (53%)	7 (47%)	0 (0%)	0 (0%)	15

OTHER, PLEASE SPECIFY:

There are no responses to this question.

## WE WELCOME ADDITIONAL COMMENTS AND FEEDBACK.

#	Response
1.	There is too much senseless violence in Hockey and the increasing concerns about concussions and other forms of physical and emotional harassment are having a spill over effect which impacts on all sports. The idea that Hockey is our national sport has to change or be dropped. We have many sports in Canada which are doing much more for National Unity and also for promoting Healthy Lifestyles !
2.	In order to provide a service to Canada and ALL Canadians, we should be focussed on providing the most benefits for as MANY participants and we possibly can.. Thank you for allowing me to express my thoughts on Canada's sports and sport organizational development!!
3.	I think we need more regional and provincial support from the more larger organizations from across Canada, we live in an isolated area, in a population of 2400+ we do not have enough funding for the distance needed to travel to productive facilities to reach elite and professional levels as I do believe there are many in our territory who are capable of moving to the highest level of sports. Funding has always been an issue, coaches and volunteerism are minimal and has always been an issue.