
















## SUMMARY REPORT - NUNAVUT INDIVIDUAL

Canadian Sport Policy Renewal 2011










### ARE YOU ANSWERING THIS SURVEY ON BEHALF OF:

Response	Chart	Percentage	Count
Yourself (as an individual)		100%	32
Your Organization		0%	0
		<b>Total Responses</b>	<b>32</b>

### IN WHAT PROVINCE/TERRITORY DO YOU RESIDE?

Response	Chart	Percentage	Count
Alberta		0%	0
British Columbia		0%	0
Manitoba		0%	0
New Brunswick		0%	0
Newfoundland and Labrador		0%	0
Northwest Territories		0%	0
Nova Scotia		0%	0
Nunavut		100%	32
Ontario		0%	0
Prince Edward Island		0%	0
Québec		0%	0
Saskatchewan		0%	0
Yukon		0%	0
		<b>Total Responses</b>	<b>32</b>





### HOW ARE YOU INVOLVED IN SPORT?

Response	Chart	Percentage	Count
Participant		62%	20
Athlete		41%	13
Coach		44%	14
Official		6%	2
Volunteer		62%	20
Employee		12%	4
Parent		12%	4
Researcher		3%	1
Not Involved		0%	0
Other, please specify:		9%	3
<b>Total Responses</b>			<b>32</b>

HOW ARE YOU INVOLVED IN SPORT? (OTHER, PLEASE SPECIFY:)

#	Response
1.	policy consultant
2.	teacher
3.	recreation Coordinator

AT WHICH LEVEL ARE YOU ENGAGED IN SPORT:

Response	Chart	Percentage	Count
Community		84%	27
Provincial/Territorial		41%	13
National		6%	2
N/A		6%	2
Other, please specify:		0%	0
<b>Total Responses</b>			<b>32</b>

AT WHICH LEVEL ARE YOU ENGAGED IN SPORT: (OTHER, PLEASE SPECIFY:)

#	Response
---	----------

WHY DO YOU OR WHY MIGHT YOU PARTICIPATE IN SPORT?

Response	Chart	Percentage	Count
Fun		97%	30
Health		90%	28
To be with friends		77%	24
Competition		55%	17
Skill development		65%	20
Other, please specify:		10%	3
<b>Total Responses</b>			<b>31</b>

**WHY DO YOU OR WHY MIGHT YOU PARTICIPATE IN SPORT? (OTHER, PLEASE SPECIFY:)**

#	Response
1.	Provide opportunities for children to be active
2.	Support others
3.	Leadership

**WHAT ARE THE CHALLENGES/BARRIERS TO PARTICIPATING IN SPORT?**

Response	Chart	Percentage	Count
Time		84%	26
Insufficient Programs		52%	16
Language Availability		0%	0
Cost		39%	12
Location		71%	22
Quality of programs		35%	11
Other, please specify:		6%	2
<b>Total Responses</b>			<b>31</b>

**WHAT ARE THE CHALLENGES/BARRIERS TO PARTICIPATING IN SPORT? (OTHER, PLEASE SPECIFY:)**

#	Response
1.	facilities
2.	lack of suitable/available facilities

**HOW DO YOU DEFINE A QUALITY SPORT EXPERIENCE?**

#	Response
1.	Rewarding for oneself
2.	A positive, active competition with a desired outcome such as staying fit, healthy, winning a medal...
3.	Where I am challenged by a well trained and knowledgeable teacher. Where I feel that I have worked hard and also enjoyed some laughs with my peers and trainers. And that there are opportunities for advancement.
4.	Accessible (without a car) Safe and high quality infrastructure/venue High quality instruction Opportunities to increase my challenge/skill level Positive values displayed by all involved - fair play,inclusive,fun, people contribute/give back
5.	The quality of the program has been a very positive experience for me since it is a form of leadership training.
6.	people committed and striving. staged skill development to provide feelings of accomplishment. community building. personal empowerment.
7.	organized and challenging in some aspect
8.	Sorry I don't have an answer for this one. It's hard to answer because, there are many sports played in the globe world we live in.
9.	Physical activity that is stimulating and challenging with equality and fairness. It is accessible and not so expensive that it isn't accessible to people.
10.	A quality sport experience is when there is some level of competition yet everybody has fun.
11.	Physical facilities are adequate and accessible for practices. Enough community interest and enrolment. Provide equal opportunities for all interested population. Avoid barriers such as costs, distance to facilities, language.
12.	Fun, engaging, focuses on improvement for all
13.	A healthy program with absolutely no discrimination.
14.	fun, safe
15.	An opportunity for individuals to interact and compete with others in a safe, enjoyable environment
16.	enjoyable, something all involved would like to repeat
17.	Enjoyable, with goals and outcomes met, something that all participants (athletes/coaches/officials etc) want to take part in again.
18.	playing fair, having fun and learning. being with friends and teammates. having parents/ family/ friends watch you play. Staying positive after a loss and being a good winner.
19.	sportsmanship, fun, good competition. finding friends not enemies.
20.	there are a lot of factors, as a parent if my children are enjoying it, benefits their health, if they are improving their skills. As a coach quality sports experience is if the participants are acquiring new skills or improving their skills to the next level, if they are enjoying coming to the



Ethical conduct		60%	18
Moral education and development		43%	13
Other, please specify:		0%	0
<b>Total Responses</b>			<b>30</b>

WHAT VALUES DO YOU THINK SHOULD DEFINE SPORT, AS PRACTICED ON THE FIELD OF PLAY, IN CANADA? (OTHER, PLEASE SPECIFY:)

# Response

WHAT COULD SPORT'S GREATEST CONTRIBUTION BE TO CANADIAN SOCIETY OVER THE NEXT 10 YEARS?

Response	Chart	Percentage	Count
Population Health		77%	23
Nation Building (National Pride)		40%	12
Community Building		83%	25
Social Development		63%	19
Civic Engagement (Volunteerism)		50%	15
Other, please specify:		7%	2
<b>Total Responses</b>			<b>30</b>

WHAT COULD SPORT'S GREATEST CONTRIBUTION BE TO CANADIAN SOCIETY OVER THE NEXT 10 YEARS? (OTHER, PLEASE SPECIFY:)

# Response

1. Sport can be (is) a fantastic mechanism for collaboration between people/groups/governments

SHOULD EFFORTS BE MADE TO INCREASE THE PARTICIPATION OF SPECIFIC POPULATION GROUPS IN SPORT?

Response	Chart	Percentage	Count
Yes		97%	28
No		3%	1

<b>Total Responses</b>	<b>29</b>
------------------------	-----------

**IF YES, WHICH GROUPS SHOULD BE TARGETED?**

Response	Chart	Percentage	Count
Children and Youth		82%	23
Girls and Young Women		54%	15
Aboriginal Peoples		57%	16
Persons with a Disability		46%	13
Youth at Risk		71%	20
Visible Minorities		21%	6
Economically Disadvantaged Individuals		46%	13
Seniors		43%	12
Persons at Risk for Obesity and Obesity-related Illness		50%	14
Newcomers to Canada		29%	8
Parents		36%	10
Other, please specify:		4%	1
<b>Total Responses</b>			<b>28</b>



**IF YES, WHICH GROUPS SHOULD BE TARGETED? (OTHER, PLEASE SPECIFY:)**

#	Response
1.	Canadians







**IF NOT, WHY NOT?**

#	Response
1.	I think that it's important to market programs intelligently without signling anyone out or making a big deal about a certain population. I think it needs to be address in the policies and in coaching and leadership training programs. A simple diversity exercise can open peoples eyes and question their beliefs.
2.	I think all advertising should be seen as very OPEN to all and give that impression at all times.

**CAN YOU ACCESS PROGRAMS IN THE OFFICIAL LANGUAGE (ENGLISH/FRENCH) OF YOUR CHOICE?**

Response	Chart	Percentage	Count
Yes		93%	26
No		7%	2
		<b>Total Responses</b>	<b>28</b>



**WHAT ARE THE CURRENT CHALLENGES IN ACCESSING SUCH PROGRAMS AND SERVICES IN BOTH OFFICIAL LANGUAGES?**

Response	Chart	Percentage	Count
Availability		50%	12
Location		46%	11
Time		25%	6
Cost		33%	8
Staff/Volunteers with Appropriate Language Skills		54%	13
Other, please specify:		12%	3
		<b>Total Responses</b>	<b>24</b>

**WHAT ARE THE CURRENT CHALLENGES IN ACCESSING SUCH PROGRAMS AND SERVICES IN BOTH OFFICIAL LANGUAGES? (OTHER, PLEASE SPECIFY:)**

#	Response
1.	n/a
2.	None
3.	Staffing shortages

**HAVE YOU HEARD OF CANADIAN SPORT FOR LIFE (CS4L) OR LONG TERM ATHLETE DEVELOPMENT (LTAD)?**

Response	Chart	Percentage	Count
Yes		48%	14
No		52%	15
		<b>Total Responses</b>	<b>29</b>



## HAVE YOU SEEN ANY CHANGES TO PROGRAMMING IN YOUR SPORT OR COMMUNITY RELATED TO CS4L OR LTAD?

Response	Chart	Percentage	Count
More program choices		12%	3
Players grouped by development level, not chronological age		23%	6
Ratio of practice time to competition time has increased (ie more practice)		15%	4
Children encouraged to participate in other sports and not specialize too young		23%	6
Training for coaches and volunteers re CS4L		12%	3
No changes		23%	6
N/A		27%	7
Other, please specify:		19%	5
<b>Total Responses</b>			<b>26</b>

## HAVE YOU SEEN ANY CHANGES TO PROGRAMMING IN YOUR SPORT OR COMMUNITY RELATED TO CS4L OR LTAD? (OTHER, PLEASE SPECIFY:)

#	Response
1.	I've never heard cs4l or ltad until today.
2.	Given the limited number of competitions available the practice/compete ratio is difficult to change
3.	I'm not familiar with CS4L to comment

## WHAT IS THE CURRENT IMPACT OF CS4L IMPLEMENTATION?

#	Response
1.	More individuals getting involved at a young age and staying involved as they get older. Giving back to their community.
2.	It's a positive impact because it gives us all clear information on how we need to approach sports and recreation. Many good programs seem to be springing out from it.
3.	Don't know













4.	N/A
5.	?
6.	N/A
7.	In Nunavut it is providing a common language (terminology) among sports, better communication and transfer of information among sports...more emphasis required at (for) the community level
8.	?
9.	the training of volunteer coaches so that they are able to provide programming that include skill development, fun, safe environment.
10.	more involvement in physical activity from minority groups. Better coaching training.
11.	I don't know, this is my first time hearing about CS4L.
12.	In Nunavut there is no current impact with the implementation of the CS4L, because there is nobody to implement it within communities.
13.	Limited impact in Nunavut

## WHAT DO YOU THINK WILL BE THE FUTURE IMPACT OF CS4L IMPLEMENTATION?

#	Response
1.	More opportunities for youth to become physically active. More choice and more reasons to stay motivated and involved.
2.	I think that we will see smarter program development for people in rec and sports and they will understand the streams (athletics and active for life) and program accordingly. I hope that all sports, recreation and dance programs will use this great model to improve their programs.
3.	Transformation of sport into an unequivocally positive force in the lives of individuals and communities; improved health and development for children and youth; a broader range of quality sport opportunities for Canadians of all ages and abilities; more accomplished and balanced athletes; and stronger overall sport performance by Canada as a nation.
4.	N/A
5.	?
6.	N/A
7.	?
8.	Getting youth involved in sport/physical activity earlier so that they learn life long skill of a healthy life style.
9.	increased participation in physical activity throughout the country. Increased knowledge for coaches, resulting in better quality in our sports.
10.	Same as above.

11. Hopefully there will be more recreational activities for different age groups.
12. Hopefully more grassroots programs and opportunities for children at a young age. Education of the CS4L and LTAD are important so that they can both be implemented into the communities and schools.












## WHAT ARE THE BARRIERS TO SUCCESSFUL IMPLEMENTATION OF THE CS4L MODEL?

Response	Chart	Percentage	Count
Access to materials		17%	4
Geography (distances)		54%	13
Training costs		38%	9
Not enough facilitators		38%	9
Lack of Funding		42%	10
Unsupportive culture		12%	3
Training of coaches and/or volunteers		25%	6
Uninformed parents and/or participants		25%	6
Awareness		42%	10
Engagement of other sectors of society (health, education and recreation sectors)		33%	8
Not Sure		33%	8
Other, please specify:		12%	3
<b>Total Responses</b>			<b>24</b>





## WHAT ARE THE BARRIERS TO SUCCESSFUL IMPLEMENTATION OF THE CS4L MODEL? (OTHER, PLEASE SPECIFY:)

#	Response
1.	Finding facilitators and having a clear training module that is dynamic and adaptable.
2.	N/A
3.	Matching the concepts in the materials, with the actual changes in practice on the field of play

FOLLOWING IS A LIST OF PROGRAM AND SERVICE AREAS THAT HAVE BEEN IDENTIFIED TO ASSESS CANADA'S SPORT DEVELOPMENT DELIVERY SYSTEM. PLEASE IDENTIFY THE TOP FIVE PRIORITIES FOR THE SPORT DEVELOPMENT DELIVERY SYSTEM.

Response	Chart	Percentage	Count
Coaches and instructors		88%	23
Officials – referees, umpires, judges, etc.		62%	16
Facilities and equipment		96%	25
School sport system		77%	20
Parasport development – inclusion/integration		19%	5
Research and innovation		27%	7
Training and pathways to employment		35%	9
Capitalizing on international events		8%	2
Equity policies		15%	4
Organizational capacity		54%	14
N/A		4%	1
<b>Total Responses</b>			<b>26</b>

FOLLOWING IS A LIST OF PROGRAM AND SERVICE AREAS THAT HAVE BEEN IDENTIFIED TO ASSESS CANADA'S SPORT DEVELOPMENT DELIVERY SYSTEM. PLEASE IDENTIFY THE TOP THREE COMPONENTS IN WHICH PROGRAMMING IS CURRENTLY AT A SUFFICIENT LEVEL.












Response	Chart	Percentage	Count
Coaches and instructors		25%	6
Officials – referees, umpires, judges, etc.		8%	2
Facilities and equipment		17%	4
School sport system		21%	5

Parasport development – inclusion/integration		29%	7
Research and innovation		33%	8
Training and pathways to employment		21%	5
Capitalizing on international events		38%	9
Equity policies		33%	8
Organizational capacity		25%	6
N/A		17%	4
<b>Total Responses</b>			<b>24</b>




FOLLOWING IS A LIST OF PROGRAM AND SERVICE AREAS THAT HAVE BEEN IDENTIFIED TO ASSESS CANADA’S SPORT DEVELOPMENT DELIVERY SYSTEM. PLEASE IDENTIFY THE TOP THREE COMPONENTS IN WHICH PROGRAMMING IS CURRENTLY INSUFFICIENT AND/OR NEEDS IMPROVEMENT.

Response	Chart	Percentage	Count
Coaches and instructors		60%	15
Officials – referees, umpires, judges, etc.		36%	9
Facilities and equipment		56%	14
School sport system		56%	14
Parasport development – inclusion/integration		8%	2
Research and innovation		0%	0
Training and pathways to employment		28%	7
Capitalizing on international events		16%	4
Equity policies		4%	1
Organizational capacity		44%	11
N/A		0%	0
<b>Total Responses</b>			<b>25</b>

FOLLOWING IS A LIST OF PROGRAM AND SERVICE AREAS THAT HAVE BEEN IDENTIFIED AS IMPORTANT COMPONENTS OF CANADA'S HIGH PERFORMANCE DELIVERY SYSTEM. PLEASE IDENTIFY THE TOP FIVE PRIORITIES FOR THE HIGH PERFORMANCE DELIVERY SYSTEM.

Response	Chart	Percentage	Count
Coaches and technical leadership		77%	17
Training and competition		77%	17
Sport science, sport medicine and technology		32%	7
Athlete talent identification, recruitment and development		82%	18
Research and innovation		14%	3
Integrated athlete development pathways		36%	8
Organizational capacity and sustainability		41%	9
Direct athlete support and incentives		55%	12
Facilities and equipment		50%	11
Hosting of international events in Canada		18%	4
N/A		5%	1
<b>Total Responses</b>			<b>22</b>

FOLLOWING IS A LIST OF PROGRAM AND SERVICE AREAS THAT HAVE BEEN IDENTIFIED AS IMPORTANT COMPONENTS OF CANADA'S HIGH PERFORMANCE DELIVERY SYSTEM. PLEASE IDENTIFY THE TOP THREE COMPONENTS IN WHICH PROGRAMMING IS CURRENTLY AT A SUFFICIENT LEVEL.

Response	Chart	Percentage	Count
Coaches and technical leadership		19%	4
Training and competition		24%	5
Sport science, sport medicine and technology		38%	8








Athlete talent identification, recruitment and development		14%	3
Research and innovation		38%	8
Integrated athlete development pathways		10%	2
Organizational capacity and sustainability		24%	5
Direct athlete support and incentives		19%	4
Facilities and equipment		33%	7
Hosting of international events in Canada		48%	10
N/A		14%	3
<b>Total Responses</b>			<b>21</b>

FOLLOWING IS A LIST OF PROGRAM AND SERVICE AREAS THAT HAVE BEEN IDENTIFIED AS IMPORTANT COMPONENTS OF CANADA'S HIGH PERFORMANCE DELIVERY SYSTEM. PLEASE IDENTIFY THE TOP THREE COMPONENTS IN WHICH PROGRAMMING IS CURRENTLY INSUFFICIENT AND/OR NEEDS IMPROVEMENT.

Response	Chart	Percentage	Count
Coaches and technical leadership		36%	8
Training and competition		50%	11
Sport science, sport medicine and technology		27%	6
Athlete talent identification, recruitment and development		23%	5
Research and innovation		18%	4
Integrated athlete/coach/official development pathways		18%	4
Organizational capacity and sustainability		18%	4
Direct athlete and coach support and incentives		36%	8
Facilities and equipment		36%	8
Hosting of international events in Canada		14%	3

N/A		5%	1
<b>Total Responses</b>			<b>22</b>







### WHAT ARE THE BENEFITS OF IMPROVING LINKAGES BETWEEN NATIONAL SPORT ORGANIZATIONS AND THEIR PROVINCIAL/TERRITORIAL COUNTERPARTS?

Response	Chart	Percentage	Count
Athlete Development		86%	18
Coach/Leader Development		76%	16
Program Partnerships		86%	18
Relevant Programming		57%	12
Knowledge Transfer		71%	15
Improved Services		52%	11
No benefits		0%	0
N/A		0%	0
Other, please specify:		10%	2
<b>Total Responses</b>			<b>21</b>

### WHAT ARE THE BENEFITS OF IMPROVING LINKAGES BETWEEN NATIONAL SPORT ORGANIZATIONS AND THEIR PROVINCIAL/TERRITORIAL COUNTERPARTS? (OTHER, PLEASE SPECIFY:)

#	Response
1.	reduced duplication of effort
2.	Difficult question, what is the cost of not improving linkages between NSO's ant PTSO's?

### WHAT ARE THE CHALLENGES TO IMPROVING THESE LINKAGES?

Response	Chart	Percentage	Count
Communication		81%	17
Human Resources		52%	11
Culture Conflicts		33%	7
Governance Structure		43%	9
Personalities		24%	5
N/A		5%	1











Other, please specify:		14%	3
<b>Total Responses</b>			<b>21</b>

WHAT ARE THE CHALLENGES TO IMPROVING THESE LINKAGES? (OTHER, PLEASE SPECIFY:)

#	Response
1.	Following through
2.	funding
3.	shared objectives







WHAT ARE THE BENEFITS OF IMPROVING LINKAGES BETWEEN PROVINCIAL/TERRITORIAL SPORT ORGANIZATIONS AND MUNICIPAL-LEVEL SPORT CLUBS AND RECREATION DEPARTMENTS/ORGANIZATIONS AND/OR SCHOOLS?

Response	Chart	Percentage	Count
Relevant Programming		50%	10
Targeted Uptake		25%	5
Shared Expertise		75%	15
Partnerships		75%	15
Knowledge Transfer		70%	14
Improved Services		80%	16
Wider audience		55%	11
No benefits		0%	0
N/A		0%	0
Other, please specify:		5%	1
<b>Total Responses</b>			<b>20</b>

WHAT ARE THE BENEFITS OF IMPROVING LINKAGES BETWEEN PROVINCIAL/TERRITORIAL SPORT ORGANIZATIONS AND MUNICIPAL-LEVEL SPORT CLUBS AND RECREATION DEPARTMENTS/ORGANIZATIONS AND/OR SCHOOLS? (OTHER, PLEASE SPECIFY:)

#	Response
1.	reduced duplication, better use of resources


WHAT ARE THE CHALLENGES TO IMPROVING THESE LINKAGES?

Response	Chart	Percentage	Count
Differing Objectives		65%	13
Communication		80%	16
Developing Contacts		50%	10
Differing Cultures		35%	7
Human Resources		40%	8
Personalities		20%	4
N/A		0%	0
Other, please specify:		0%	0
		<b>Total Responses</b>	<b>20</b>







WHAT ARE THE CHALLENGES TO IMPROVING THESE LINKAGES? (OTHER, PLEASE SPECIFY:)

# Response

DO YOU THINK SPORT SHOULD BE USED INTENTIONALLY FOR COMMUNITY-BUILDING PURPOSES?

Response	Chart	Percentage	Count
Yes		100%	21
No		0%	0
		<b>Total Responses</b>	<b>21</b>

IF YES, WHICH OF THE FOLLOWING SHOULD BE THE FOCUS OF THE PROGRAMS?

Response	Chart	Percentage	Count
Youth Development		90%	19
Health Promotion		86%	18
Gender Equity		29%	6
Social Inclusion		57%	12
Conflict Resolution		14%	3
Other, please specify:		10%	2
		<b>Total Responses</b>	<b>21</b>

IF YES, WHICH OF THE FOLLOWING SHOULD BE THE FOCUS OF THE PROGRAMS? (OTHER, PLEASE SPECIFY:)

#	Response
1.	I think the fun and hard work paid off aspect should be highlighted. If you're going to do the Health promotions please make it cool and not just about the health benefits because we know it's healthy to be active! Everyone loves to have FUN! And it brings people together. :)
2.	conflict prevention, not resolution. Also local economic renewal and employment.

CANADIANS ARE INVOLVED IN A WIDE RANGE OF INTERNATIONAL ACTIVITIES RELATED TO SPORT. IN WHICH AREAS SHOULD CANADA CONTINUE TO FOCUS:

	Increase	Continue	Decrease	Discontinue	Total
Participating in international competitions and events	5 (24%)	16 (76%)	0 (0%)	0 (0%)	21
Contributing to the governance of international sport bodies	5 (25%)	14 (70%)	1 (5%)	0 (0%)	20
Hosting international sporting events	8 (38%)	12 (57%)	1 (5%)	0 (0%)	21
Fighting doping in sport	5 (24%)	16 (76%)	0 (0%)	0 (0%)	21
Promoting quality sport for disadvantaged or underrepresented groups	14 (67%)	7 (33%)	0 (0%)	0 (0%)	21
Advancing sport for social development abroad	7 (37%)	12 (63%)	0 (0%)	0 (0%)	19

OTHER, PLEASE SPECIFY

#	Response
1.	Advancing social development within Canada.. up north and aboriginal communities
2.	increase the visibility of sport beyond the field of play benefits

WE WELCOME ADDITIONAL COMMENTS AND FEEDBACK.

#	Response
---	----------

- |   |
|---|
| 1. Thank you for inviting the views of Canadians. Really appreciate it and policy making can only benefit. Keep up the great work!  |
| 2. N/A  |
| 3. I think we are going in the right direction, but this needs to be promoted more, the Canadian Sport Polociy and CS4L. Every day grass roots coaches and volunteers will have no idea that they are benifiting from this policy with the coaching delopment they are taking if it not advertised as being a impact from the policy. |
| 4. Thank you, for allowing me to provide my input   |