



SUMMARY REPORT - NEWFOUNDLAND & LABRADOR ORGANIZATION

Canadian Sport Policy Renewal 2011


ARE YOU ANSWERING THIS SURVEY ON BEHALF OF:

Response	Chart	Percentage	Count
Yourself (as an individual)		0%	0
Your Organization		100%	10
		Total Responses	10





IN WHAT PROVINCE/TERRITORY IS YOUR ORGANIZATION BASED?

Response	Chart	Percentage	Count
Alberta		0%	0
British Columbia		0%	0
Manitoba		0%	0
New Brunswick		0%	0
Newfoundland and Labrador		100%	10
Northwest Territories		0%	0
Nova Scotia		0%	0
Nunavut		0%	0
Ontario		0%	0
Prince Edward Island		0%	0
Québec		0%	0
Saskatchewan		0%	0
Yukon		0%	0
		Total Responses	10

IS YOUR ORGANIZATION INVOLVED WITH SPORT?

Response	Chart	Percentage	Count
Yes		90%	9
No		10%	1
		Total Responses	10







HOW WOULD YOU BEST DESCRIBE YOUR ORGANIZATION?

Response	Chart	Percentage	Count
Publicly Funded (including Municipal, P/T, Federal Government)		20%	2
Not-for-Profit/Voluntary		60%	6
National Sport (NSO/MSO/CSC)		10%	1
Provincial/Territorial Sport		70%	7
Corporate/For Profit		0%	0
Education		0%	0
Other, please specify:		0%	0
		Total Responses	10

HOW WOULD YOU BEST DESCRIBE YOUR ORGANIZATION? (OTHER, PLEASE SPECIFY:)

#	Response

WHAT ARE THE REASONS FOR YOUR ORGANIZATION'S INTEREST IN PROMOTING PARTICIPATION IN SPORT?

Response	Chart	Percentage	Count
Promote Healthy Lifestyles		100%	10
Reduce sport dropout rates		30%	3
Increase the exposure of children and youth to sport		100%	10
Increase individual and family-based participation		80%	8
Increase sport opportunities for under-represented groups		60%	6
Improve athlete performance		60%	6

(national/international level)			
Foster civic engagement		10%	1
Contribute to community-building		40%	4
Contribute to Social Development (youth-at-risk)		50%	5
Foster participation for coaches, officials, administrators, and/or volunteers		50%	5
Other, please specify:		0%	0
Total Responses			10

WHAT ARE THE REASONS FOR YOUR ORGANIZATION'S INTEREST IN PROMOTING PARTICIPATION IN SPORT? (OTHER, PLEASE SPECIFY:)

Response

WHAT ARE THE MOST IMPORTANT CHALLENGES AFFECTING YOUR ORGANIZATION'S EFFORTS TO PROMOTE AND INCREASE PARTICIPATION IN SPORT?

Response	Chart	Percentage	Count
Size, Availability, and/or Suitability of Facilities		60%	6
Communication with Stakeholders		20%	2
Human Resource Capacity		60%	6
Governance and Management Issues		10%	1
Funding/Sponsorship		90%	9
Program Development		20%	2
Dependency on Volunteers		30%	3
Growing popularity of non-traditional sports and physical recreation		0%	0
Other, please specify:		10%	1
Total Responses			10

WHAT ARE THE MOST IMPORTANT CHALLENGES AFFECTING YOUR ORGANIZATION'S EFFORTS TO PROMOTE AND INCREASE PARTICIPATION IN SPORT? (OTHER, PLEASE SPECIFY:)

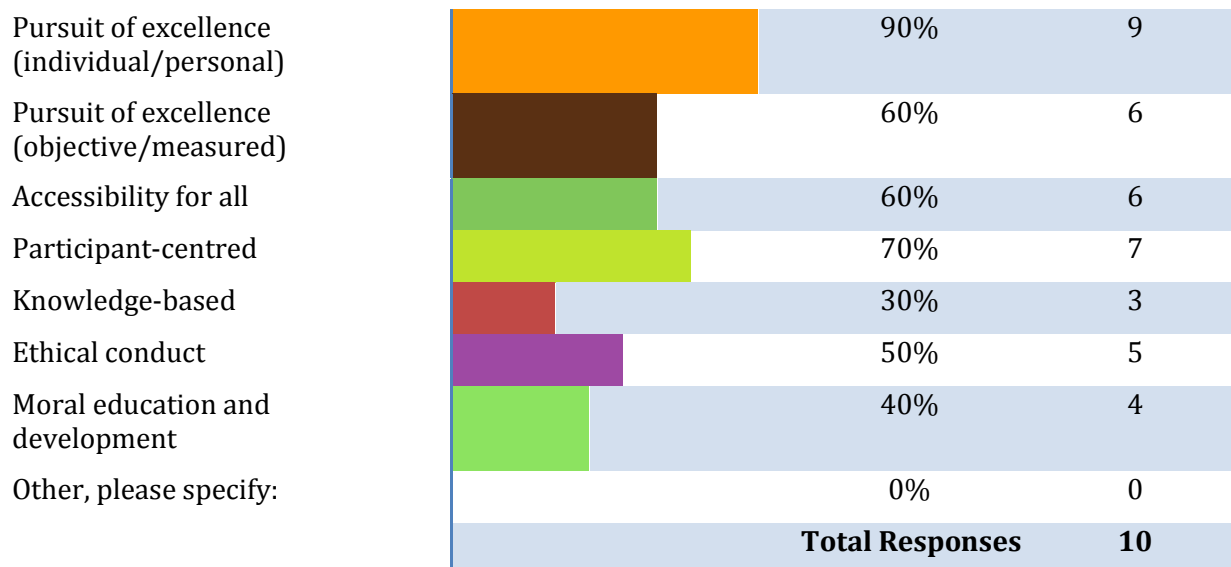
#	Response
1.	Declining and aging population

HOW DOES YOUR ORGANIZATION DEFINE A QUALITY SPORT EXPERIENCE?

#	Response
1.	One which seeks excellence at all levels in a way which best promotes physical, psychological, emotional development of the child/teen/adult.
2.	One that promotes health, wellness and fitness through cross country skiing in communities throughout Newfoundland and Labrador - in all communities from the smallest village on the coast of Labrador to the urban centre that is the northeast Avalon Peninsula.
3.	number of members are delicing every year due to government's adopted mainstreaming school program for deaf and hard of hearing
4.	An experience that upon completion, provides a positive experience and leaves the participant wanting more of the same thing.
5.	Successful participation and respectable results against peer provinces
6.	ONE where all participants have an oppportunity to participate and cimpete to the best of their ability and have the oppportunity to reap the physical, social and emotional benefits of participation.
7.	The ability to promote the sport as a mainstream activity that would be inclusive instead of exclusive allowing for participation at all levels of skill and ability
8.	Define a quality sport experience would be Boccia Ball, In NL we have set up a volunteer Boccia Ball program for all ages and all disabilities.

WHAT VALUES DOES YOUR ORGANIZATION THINK SHOULD DEFINE SPORT, AS PRACTICED ON THE FIELD OF PLAY, IN CANADA?

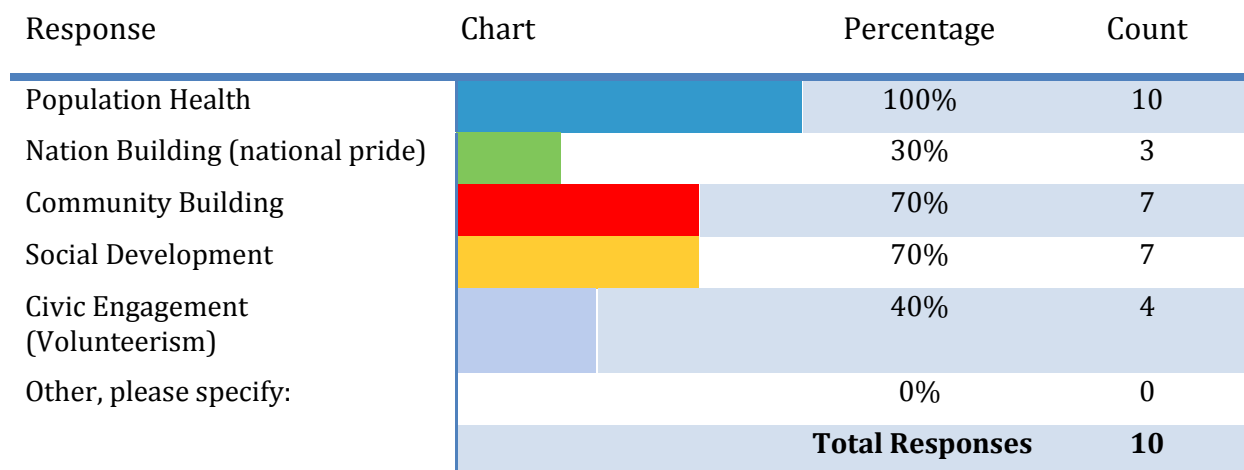
Response	Chart	Percentage	Count
Enjoyment		100%	10
Integrity		60%	6
Safety		60%	6
Teamwork		60%	6
Respect		100%	10
Fair play		80%	8



WHAT VALUES DOES YOUR ORGANIZATION THINK SHOULD DEFINE SPORT, AS PRACTICED ON THE FIELD OF PLAY, IN CANADA? (OTHER, PLEASE SPECIFY:)

Response


WHAT COULD SPORT'S GREATEST CONTRIBUTION BE TO CANADIAN SOCIETY OVER THE NEXT 10 YEARS?














WHAT COULD SPORT'S GREATEST CONTRIBUTION BE TO CANADIAN SOCIETY OVER THE NEXT 10 YEARS? (OTHER, PLEASE SPECIFY:)

Response

SHOULD EFFORTS BE MADE TO INCREASE THE PARTICIPATION OF SPECIFIC POPULATION GROUPS IN SPORT?

Response	Chart	Percentage	Count
Yes		100%	9
No		0%	0
		Total Responses	9

IF YES, WHICH GROUPS SHOULD BE TARGETED?

Response	Chart	Percentage	Count
Children and Youth		80%	8
Girls and Young Women		70%	7
Aboriginal Peoples		10%	1
Persons with a Disability		50%	5
Youth at Risk		50%	5
Visible Minorities		10%	1
Economically Disadvantaged Individuals		40%	4
Aging Population		40%	4
Persons at Risk for Obesity and Obesity-related Illness		50%	5
Newcomers to Canada		10%	1
Parents		20%	2
Other, please specify:		0%	0
		Total Responses	10

IF YES, WHICH GROUPS SHOULD BE TARGETED? (OTHER, PLEASE SPECIFY:)

Response

IF NOT, WHY NOT?

There are no responses to this question.

DOES YOUR ORGANIZATION OFFER PROGRAMS AND SERVICES IN BOTH OFFICIAL LANGUAGES?

Response	Chart	Percentage	Count
Yes		10%	1
No		90%	9
		Total Responses	10

WHAT ARE THE CURRENT CHALLENGES IN OFFERING SUCH PROGRAMS AND SERVICES?

Response	Chart	Percentage	Count
Human Resources		40%	4
Funding		60%	6
Resource Support (Tools, Programs, etc)		10%	1
Program Enrollment		40%	4
Other, please specify:		50%	5
		Total Responses	10

WHAT ARE THE CURRENT CHALLENGES IN OFFERING SUCH PROGRAMS AND SERVICES? (OTHER, PLEASE SPECIFY:)

#	Response
1.	Less than 1% of our province is Francophone so programs are offered in English.
2.	no requirement, all athletes only speak english
3.	all english only athletes
4.	very small francophone base of schools and participants
5.	Not applicable

HAVE YOU HEARD OF CANADIAN SPORT FOR LIFE (CS4L) OR LONG TERM ATHLETE DEVELOPMENT (LTAD)?

Response	Chart	Percentage	Count
----------	-------	------------	-------

Yes		80%	8
No		20%	2
Total Responses			10



WHAT IS THE CURRENT IMPACT OF CS4L IMPLEMENTATION?

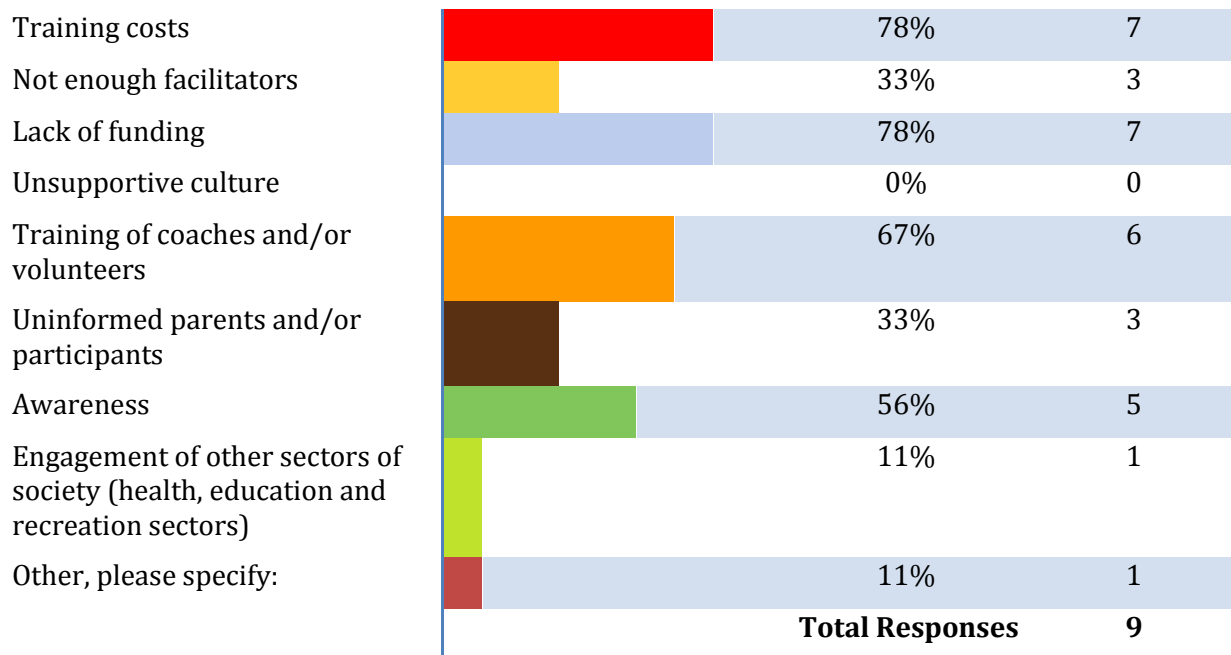
#	Response
1.	We have been fully implementing this program for 3 years and have seen a dramatic improvement in fitness and skill level amongst our younger synchronized swimmers.
2.	CCNL is using it as the model for new program introduction throughout the province
3.	no idea
4.	Clearly defined roadmap. Gives our sport the ability to accommodate those who would just like to participate as well as those who would like to compete at a higher level
5.	same as previous
6.	It causes all groups to take a closer look at what they are doing, why they are doing it and if there are better ways to do it. Much more difficult in smaller and more remote areas as specialization may or may not present additional issues.
7.	It presently has minimal impact on our sport

WHAT DO YOU THINK WILL BE THE FUTURE IMPACT OF CS4L IMPLEMENTATION?

#	Response
1.	continued improvement at all levels as this younger age cohort continues with sport.
2.	It will serve to foster the development of cross country skiing across all age and societal groups
3.	no idea
4.	Retain as well as broaden participation
5.	same as previous
6.	It has the potential, long term, of creating a more active population and a society which views sport as more than in a competitive format.

WHAT ARE THE BARRIERS TO SUCCESSFUL IMPLEMENTATION OF THE CS4L MODEL?

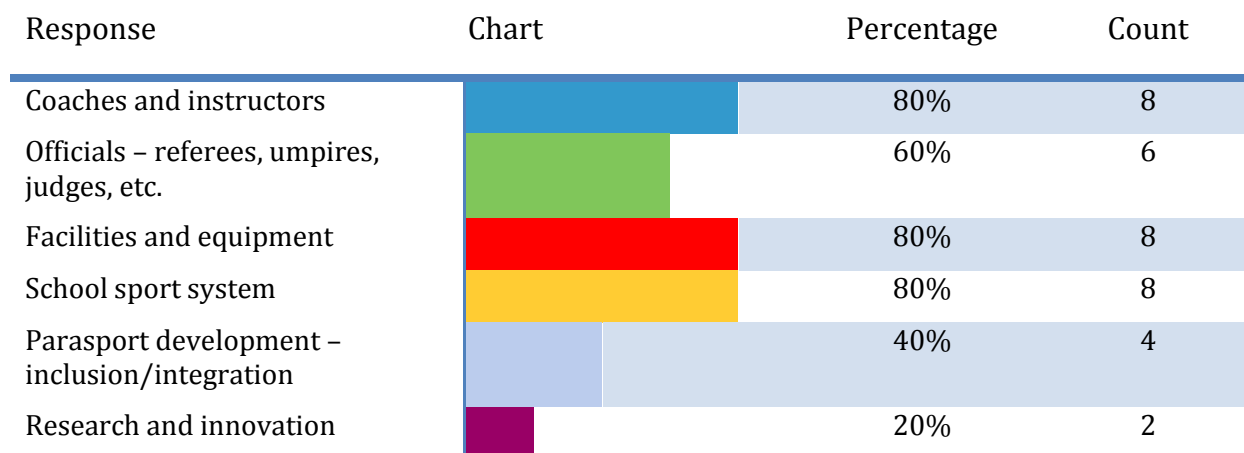
Response	Chart	Percentage	Count
Access to materials		0%	0
Geography (distances)		33%	3



WHAT ARE THE BARRIERS TO SUCCESSFUL IMPLEMENTATION OF THE CS4L MODEL? (OTHER, PLEASE SPECIFY:)

#	Response
1.	We have not been stymied in implementing this. Synchro Canada has developed a wonderful program and our coach chair/facilitator has trained all our coaches in this.

FOLLOWING IS A LIST OF PROGRAM AND SERVICE AREAS THAT HAVE BEEN IDENTIFIED TO ASSESS CANADA'S SPORT DEVELOPMENT DELIVERY SYSTEM. PLEASE IDENTIFY THE TOP FIVE PRIORITIES FOR THE SPORT DEVELOPMENT DELIVERY SYSTEM.












Training and pathways to employment		30%	3
Capitalizing on international events		10%	1
Equity policies		10%	1
Organizational capacity		70%	7
N/A		0%	0
Total Responses			10

FOLLOWING IS A LIST OF PROGRAM AND SERVICE AREAS THAT HAVE BEEN IDENTIFIED TO ASSESS CANADA'S SPORT DEVELOPMENT DELIVERY SYSTEM. PLEASE IDENTIFY THE TOP THREE COMPONENTS IN WHICH PROGRAMMING IS CURRENTLY AT A SUFFICIENT LEVEL.






Response	Chart	Percentage	Count
Coaches and instructors		0%	0
Officials – referees, umpires, judges, etc.		0%	0
Facilities and equipment		22%	2
School sport system		33%	3
Parasport development – inclusion/integration		0%	0
Research and innovation		33%	3
Training and pathways to employment		33%	3
Capitalizing on international events		44%	4
Equity policies		22%	2
Organizational capacity		11%	1
N/A		33%	3
Total Responses			9

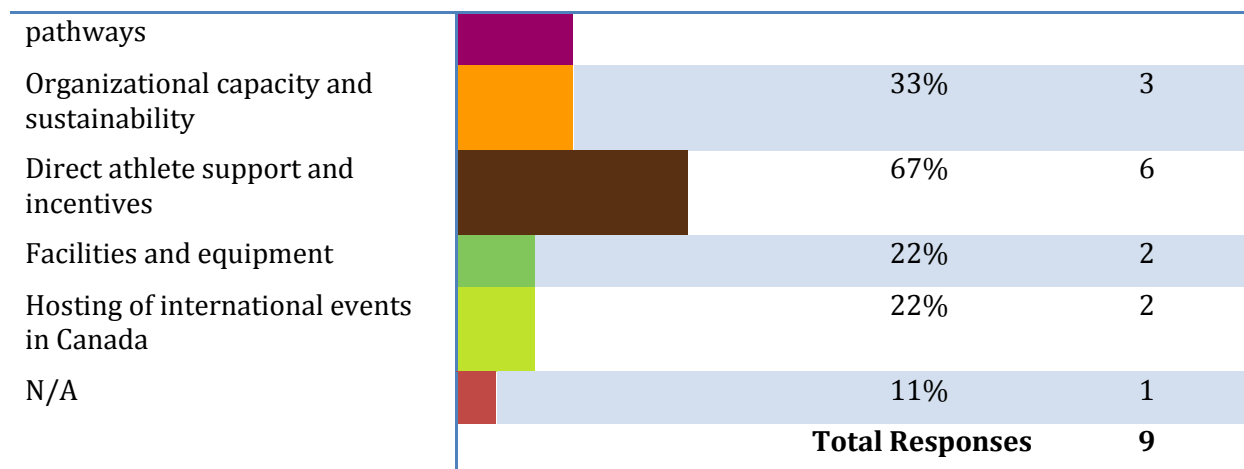
FOLLOWING IS A LIST OF PROGRAM AND SERVICE AREAS THAT HAVE BEEN IDENTIFIED TO ASSESS CANADA'S SPORT DEVELOPMENT DELIVERY SYSTEM.

PLEASE IDENTIFY THE TOP THREE COMPONENTS IN WHICH PROGRAMMING IS CURRENTLY INSUFFICIENT AND/OR NEEDS IMPROVEMENT.

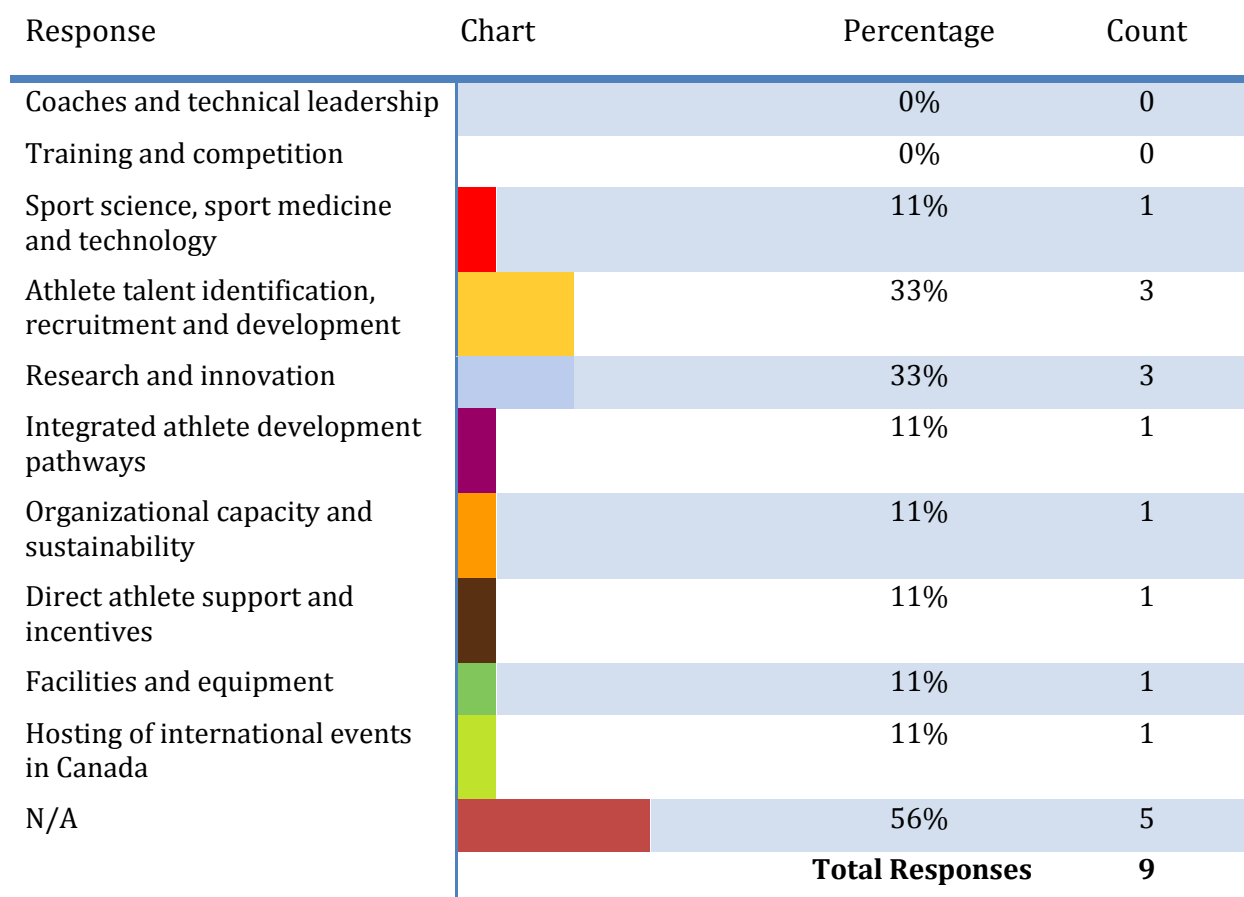
Response	Chart	Percentage	Count
Coaches and instructors		89%	8
Officials – referees, umpires, judges, etc.		33%	3
Facilities and equipment		56%	5
School sport system		44%	4
Parasport development – inclusion/integration		33%	3
Research and innovation		0%	0
Training and pathways to employment		11%	1
Capitalizing on international events		11%	1
Equity policies		11%	1
Organizational capacity		11%	1
N/A		0%	0
Total Responses			9

FOLLOWING IS A LIST OF PROGRAM AND SERVICE AREAS THAT HAVE BEEN IDENTIFIED AS IMPORTANT COMPONENTS OF CANADA’S HIGH PERFORMANCE DELIVERY SYSTEM. PLEASE IDENTIFY THE TOP FIVE PRIORITIES FOR THE HIGH PERFORMANCE DELIVERY SYSTEM.









Response	Chart	Percentage	Count
Coaches and technical leadership		89%	8
Training and competition		78%	7
Sport science, sport medicine and technology		33%	3
Athlete talent identification, recruitment and development		56%	5
Research and innovation		0%	0
Integrated athlete development		33%	3







FOLLOWING IS A LIST OF PROGRAM AND SERVICE AREAS THAT HAVE BEEN IDENTIFIED AS IMPORTANT COMPONENTS OF CANADA'S HIGH PERFORMANCE DELIVERY SYSTEM. PLEASE IDENTIFY THE TOP THREE COMPONENTS IN WHICH PROGRAMMING IS CURRENTLY AT A SUFFICIENT LEVEL.






FOLLOWING IS A LIST OF PROGRAM AND SERVICE AREAS THAT HAVE BEEN IDENTIFIED AS IMPORTANT COMPONENTS OF CANADA'S HIGH PERFORMANCE DELIVERY SYSTEM. PLEASE IDENTIFY THE TOP THREE COMPONENTS IN WHICH PROGRAMMING IS CURRENTLY INSUFFICIENT AND/OR NEEDS IMPROVEMENT.

Response	Chart	Percentage	Count
Coaches and technical leadership		56%	5
Training and competition		44%	4
Sport science, sport medicine and technology		0%	0
Athlete talent identification, recruitment and development		33%	3
Research and innovation		0%	0
Integrated athlete development pathways		11%	1
Organizational capacity and sustainability		0%	0
Direct athlete support and incentives		56%	5
Facilities and equipment		22%	2
Hosting of international events in Canada		11%	1
N/A		22%	2
Total Responses			9

PLEASE SELECT THE MOST IMPORTANT RESOURCES THAT YOUR ORGANIZATION NEEDS TO FULLY ACHIEVE ITS POTENTIAL IN DELIVERING SPORT PROGRAMS AND SERVICES.

Response	Chart	Percentage	Count
Human Resources		75%	6
Financial		88%	7
Program (equipment, tools, etc)		12%	1
Governance (templates, training, assistance, etc)		12%	1

Facilities		50%	4
Strategic Plan		38%	3
Clear programming objectives		12%	1
Other, please specify:		0%	0
Total Responses			8

PLEASE SELECT THE MOST IMPORTANT RESOURCES THAT YOUR ORGANIZATION NEEDS TO FULLY ACHIEVE ITS POTENTIAL IN DELIVERING SPORT PROGRAMS AND SERVICES. (OTHER, PLEASE SPECIFY:)

Response



WHAT ARE SOME OF THE CURRENT LIMITATIONS?

Response







1. Insufficient access to pool facilities due to competition for pool use time and for cost reasons. Where possible our programs should be integrated with school or other facility programs. Instead, we are simply another organization renting pool time at great cost and with great frustration. Governments (Municipal, provincial and federal) do not support concept of aquatic sports when facilities are constructed. If we have no facilities and little support we cannot succeed at any level.
2. lack of support from other societal participants: Schools, parent groups
3. Our main barrier is funding for HR.
4. The aging population, particularly of the volunteer sector and the different mindset of a younger generation making securing the necessary volunteers more difficult. In addition, the increased need for checks and balances (codes of conduct, liability waivers, restrictions on volunteers, etc), although understandable to a certain degree, does make it more difficult to operate programs.
5. The sport has limited human resources and financial capacity to offer a comprehensive program that will be inclusive, develop new coaches, volunteer base, officials and address the needs at all levels of player development

DOES YOUR ORGANIZATION HAVE THE HUMAN RESOURCE CAPACITY (WITH REGARD TO GOVERNANCE, PROFESSIONAL DEVELOPMENT, RECRUITMENT OF STAFF, RETENTION, ETC.) TO MEET THE DEMANDS OF THE NEXT DECADE (AGING POPULATION, DECLINING VOLUNTEERISM, INCREASING DIVERSITY, ETC.)?

Response Chart Percentage Count

Yes		12%	1
No		88%	7
		Total Responses	8







WHAT ARE THE MAIN HUMAN RESOURCE MANAGEMENT ISSUES FOR YOUR ORGANIZATION WITH RESPECT TO STAFF AND VOLUNTEERS?

Response	Chart	Percentage	Count
Recruitment		38%	3
Retention		50%	4
Training		38%	3
Skill Set		25%	2
Compensation		75%	6
Language Capacity		12%	1
Other, please specify:		0%	0
		Total Responses	8

WHAT ARE THE MAIN HUMAN RESOURCE MANAGEMENT ISSUES FOR YOUR ORGANIZATION WITH RESPECT TO STAFF AND VOLUNTEERS? (OTHER, PLEASE SPECIFY:)

Response

WHAT ARE THE BENEFITS OF IMPROVING LINKAGES BETWEEN NATIONAL SPORT ORGANIZATIONS AND THEIR PROVINCIAL/TERRITORIAL COUNTERPARTS?








Response	Chart	Percentage	Count
Athlete Development		62%	5
Coach/Leader Development		75%	6
Program Partnerships		88%	7
Relevant Programming		62%	5
Knowledge Transfer		50%	4
Improved Services		38%	3
No benefits		0%	0
N/A		0%	0

Other, please specify:	0%	0
	Total Responses	8

WHAT ARE THE BENEFITS OF IMPROVING LINKAGES BETWEEN NATIONAL SPORT ORGANIZATIONS AND THEIR PROVINCIAL/TERRITORIAL COUNTERPARTS? (OTHER, PLEASE SPECIFY:)

Response







WHAT ARE THE CHALLENGES TO IMPROVING THESE LINKAGES?



Response	Chart	Percentage	Count
Communication		62%	5
Human Resources		75%	6
Culture Conflicts		0%	0
Governance Structure		75%	6
Personalities		12%	1
N/A		0%	0
Other, please specify:		0%	0
		Total Responses	8

WHAT ARE THE CHALLENGES TO IMPROVING THESE LINKAGES? (OTHER, PLEASE SPECIFY:)

Response

WHAT ARE THE BENEFITS OF IMPROVING LINKAGES BETWEEN PROVINCIAL/TERRITORIAL SPORT ORGANIZATIONS AND MUNICIPAL-LEVEL SPORT CLUBS AND RECREATION DEPARTMENTS/ORGANIZATIONS AND/OR SCHOOLS?







Response	Chart	Percentage	Count
Relevant Programming		75%	6
Targeted Uptake		50%	4
Shared Expertise		50%	4
Partnerships		75%	6
Knowledge Transfer		50%	4
Improved Services		50%	4

Wider audience		38%	3
No benefits		12%	1
N/A		0%	0
Other, please specify:		0%	0
Total Responses			8

WHAT ARE THE BENEFITS OF IMPROVING LINKAGES BETWEEN PROVINCIAL/TERRITORIAL SPORT ORGANIZATIONS AND MUNICIPAL-LEVEL SPORT CLUBS AND RECREATION DEPARTMENTS/ORGANIZATIONS AND/OR SCHOOLS? (OTHER, PLEASE SPECIFY:)

Response



WHAT ARE THE CHALLENGES TO IMPROVING THESE LINKAGES?

Response	Chart	Percentage	Count
Differing Objectives		50%	4
Communication		88%	7
Developing Contacts		25%	2
Differing Cultures		12%	1
Human Resources		88%	7
Personalities		12%	1
N/A		0%	0
Other, please specify:		0%	0
Total Responses			8





WHAT ARE THE CHALLENGES TO IMPROVING THESE LINKAGES? (OTHER, PLEASE SPECIFY:)

Response

DOES YOUR ORGANIZATION PROMOTE SPORT PARTICIPATION INTENTIONALLY FOR COMMUNITY-BUILDING PURPOSES?

Response	Chart	Percentage	Count
Yes		62%	5
No		38%	3
Total Responses			8







IF YES, WHICH OF THE FOLLOWING SHOULD BE PROGRAM FOCUSES?

Response	Chart	Percentage	Count
Youth Development		100%	5
Health Promotion		80%	4
Gender Equity		40%	2
Social Inclusion		80%	4
Conflict Resolution		0%	0
Other, please specify:		0%	0
Total Responses			5

IF YES, WHICH OF THE FOLLOWING SHOULD BE PROGRAM FOCUSES? (OTHER, PLEASE SPECIFY:)

#	Response
---	----------

WHAT ARE THE BARRIERS FOR PROMOTING COMMUNITY-BUILDING PROGRAMS?

Response	Chart	Percentage	Count
Not a policy or organizational mandate/objective		17%	1
Lack of funding		100%	6
Human Resources		67%	4
Programming		0%	0
Partnerships		17%	1
Lack of Communications Strategies		50%	3
Other, please specify:		17%	1
Total Responses			6

WHAT ARE THE BARRIERS FOR PROMOTING COMMUNITY-BUILDING PROGRAMS? (OTHER, PLEASE SPECIFY:)

#	Response
1.	Silo mentality

CANADIANS ARE INVOLVED IN A WIDE RANGE OF INTERNATIONAL ACTIVITIES RELATED TO SPORT. IN WHICH AREAS SHOULD CANADA CONTINUE TO FOCUS?

	Increase	Continue	Decrease	Discontinue	Total
Participating in international competitions and events	3 (38%)	5 (62%)	0 (0%)	0 (0%)	8
Contributing to the governance of international sport bodies	3 (38%)	4 (50%)	1 (12%)	0 (0%)	8
Hosting international sporting events	5 (62%)	3 (38%)	0 (0%)	0 (0%)	8
Fighting doping in sport	4 (57%)	3 (43%)	0 (0%)	0 (0%)	7
Promoting quality sport for disadvantaged or underrepresented groups	5 (62%)	3 (38%)	0 (0%)	0 (0%)	8
Advancing sport for social development abroad	2 (29%)	4 (57%)	1 (14%)	0 (0%)	7

OTHER, PLEASE SPECIFY:

There are no responses to this question.

WE WELCOME ADDITIONAL COMMENTS AND FEEDBACK.

There are no responses to this question.