
















# SUMMARY REPORT - NEWFOUNDLAND & LABRADOR INDIVIDUAL

Canadian Sport Policy Renewal 2011










## ARE YOU ANSWERING THIS SURVEY ON BEHALF OF:

Response	Chart	Percentage	Count
Yourself (as an individual)		100%	18
Your Organization		0%	0
		<b>Total Responses</b>	<b>18</b>

## IN WHAT PROVINCE/TERRITORY DO YOU RESIDE?

Response	Chart	Percentage	Count
Alberta		0%	0
British Columbia		0%	0
Manitoba		0%	0
New Brunswick		0%	0
Newfoundland and Labrador		100%	18
Northwest Territories		0%	0
Nova Scotia		0%	0
Nunavut		0%	0
Ontario		0%	0
Prince Edward Island		0%	0
Québec		0%	0
Saskatchewan		0%	0
Yukon		0%	0
		<b>Total Responses</b>	<b>18</b>





## HOW ARE YOU INVOLVED IN SPORT?

Response	Chart	Percentage	Count
Participant		56%	10
Athlete		22%	4
Coach		50%	9
Official		28%	5
Volunteer		44%	8
Employee		11%	2
Parent		17%	3
Researcher		17%	3
Not Involved		0%	0
Other, please specify:		6%	1
<b>Total Responses</b>			<b>18</b>

HOW ARE YOU INVOLVED IN SPORT? (OTHER, PLEASE SPECIFY:)

#	Response
1.	municipality

AT WHICH LEVEL ARE YOU ENGAGED IN SPORT:

Response	Chart	Percentage	Count
Community		61%	11
Provincial/Territorial		67%	12
National		28%	5
N/A		6%	1
Other, please specify:		0%	0
<b>Total Responses</b>			<b>18</b>

AT WHICH LEVEL ARE YOU ENGAGED IN SPORT: (OTHER, PLEASE SPECIFY:)

#	Response
---	----------

WHY DO YOU OR WHY MIGHT YOU PARTICIPATE IN SPORT?

Response	Chart	Percentage	Count
----------	-------	------------	-------

Fun		89%	16
Health		89%	16
To be with friends		50%	9
Competition		50%	9
Skill development		44%	8
Other, please specify:		0%	0
<b>Total Responses</b>			<b>18</b>

### WHY DO YOU OR WHY MIGHT YOU PARTICIPATE IN SPORT? (OTHER, PLEASE SPECIFY:)

#### # Response

### WHAT ARE THE CHALLENGES/BARRIERS TO PARTICIPATING IN SPORT?

Response	Chart	Percentage	Count
Time		78%	14
Insufficient Programs		56%	10
Language Availability		6%	1
Cost		56%	10
Location		33%	6
Quality of programs		17%	3
Other, please specify:		17%	3
<b>Total Responses</b>			<b>18</b>

### WHAT ARE THE CHALLENGES/BARRIERS TO PARTICIPATING IN SPORT? (OTHER, PLEASE SPECIFY:)

#### # Response

1. childcare needs
2. Lack of confidence resulting from lack of skill
3. Accessibility to persons with disabilities









### HOW DO YOU DEFINE A QUALITY SPORT EXPERIENCE?

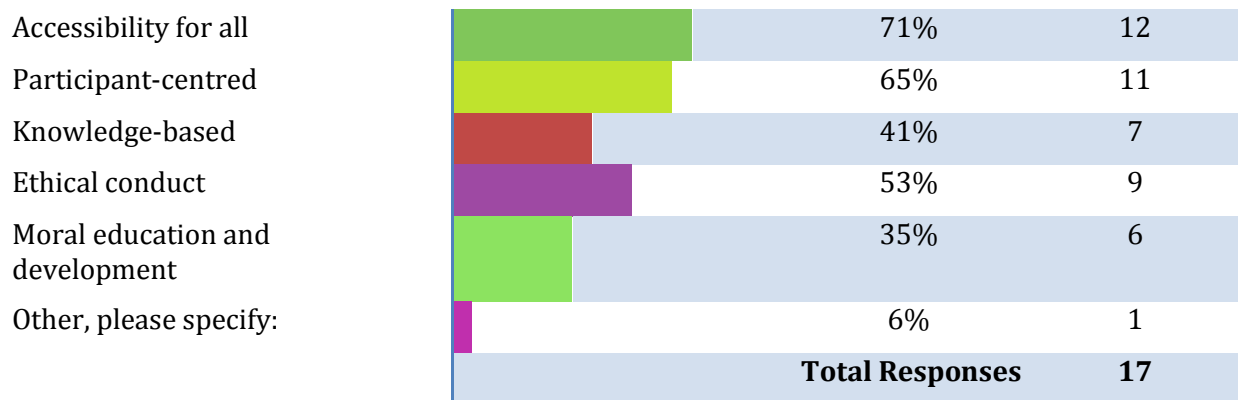
#### # Response

1. Certified coaching focussed on fun and fundamentals, striving to develop better athletes and better people.

2.	One that is competitive, fun and is focused on achieving goals.
3.	Ability to participate at my level but still within a structured and supportive environment. Given the opportunity to reach my full potential. Given the opportunity to continue develop my skills and knowledge.
4.	A program that has qualified staff in a properly appointed facility that is safe and inclusive.
5.	A quality sport experience is a result of a participant having success in an activity. If the person has success it means they will have fun and having fun means they are likely to come back.
6.	Fun, safe and participants want to keep coming back.
7.	It is an experience that offers something for every athlete regardless of skill level.
8.	a quality sports experience would be any sporting event that is fun , competitive, and leaves an overall positive impression, physically, mentally and emotionally on the individuals involved.
9.	One in which I am included regardless of my disability. I feel as though I am being active in my community and improving my health and social life
10.	Organized, sufficient time available, competent people ,
11.	Fun, Challenging, safe, good intensity, social component
12.	A quality sport experience is one that is flexible to my needs and abilities.
13.	A quality sport experience is one where the participant fulfills their goals and desires, whether that be to have fun with friends, win a national title, or qualify for the Olympic games.
14.	Régulière
15.	services

## WHAT VALUES DO YOU THINK SHOULD DEFINE SPORT, AS PRACTICED ON THE FIELD OF PLAY, IN CANADA?

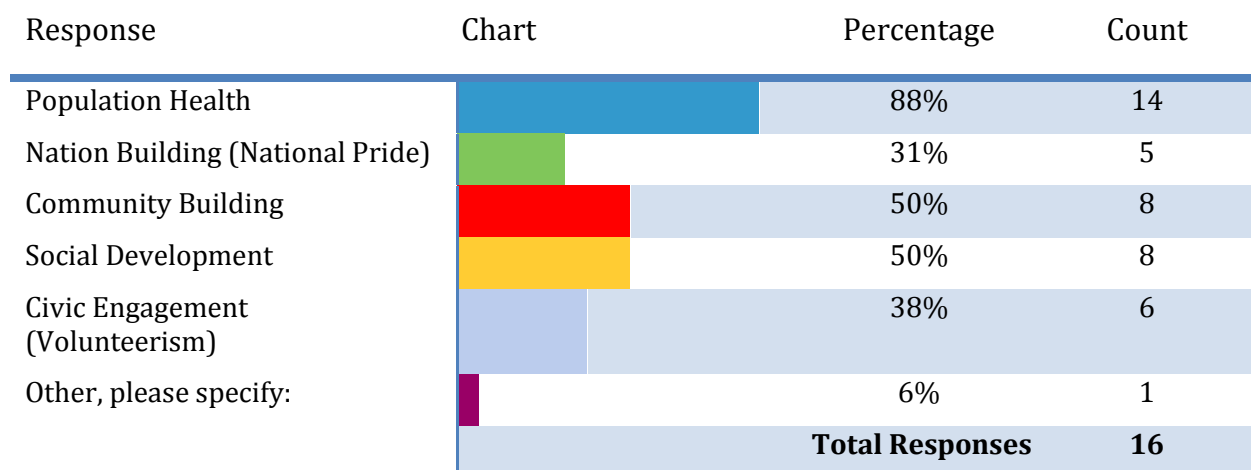
Response	Chart	Percentage	Count
Enjoyment		82%	14
Integrity		65%	11
Safety		76%	13
Teamwork		59%	10
Respect		88%	15
Fair play		71%	12
Pursuit of excellence (individual/personal)		53%	9
Pursuit of excellence (objective/measured)		59%	10



WHAT VALUES DO YOU THINK SHOULD DEFINE SPORT, AS PRACTICED ON THE FIELD OF PLAY, IN CANADA? (OTHER, PLEASE SPECIFY:)

#	Response
1.	Diverse



WHAT COULD SPORT'S GREATEST CONTRIBUTION BE TO CANADIAN SOCIETY OVER THE NEXT 10 YEARS?















WHAT COULD SPORT'S GREATEST CONTRIBUTION BE TO CANADIAN SOCIETY OVER THE NEXT 10 YEARS? (OTHER, PLEASE SPECIFY:)

#	Response
1.	Goal Setting and acheiving

SHOULD EFFORTS BE MADE TO INCREASE THE PARTICIPATION OF SPECIFIC POPULATION GROUPS IN SPORT?

Response	Chart	Percentage	Count
Yes		94%	15
No		6%	1
		<b>Total Responses</b>	<b>16</b>

### IF YES, WHICH GROUPS SHOULD BE TARGETED?

Response	Chart	Percentage	Count
Children and Youth		87%	13
Girls and Young Women		67%	10
Aboriginal Peoples		33%	5
Persons with a Disability		47%	7
Youth at Risk		60%	9
Visible Minorities		20%	3
Economically Disadvantaged Individuals		73%	11
Seniors		47%	7
Persons at Risk for Obesity and Obesity-related Illness		60%	9
Newcomers to Canada		40%	6
Parents		40%	6
Other, please specify:		13%	2
		<b>Total Responses</b>	<b>15</b>

### IF YES, WHICH GROUPS SHOULD BE TARGETED? (OTHER, PLEASE SPECIFY:)



#	Response
1.	anyone who wants to play
2.	All persons regardless of what...

### IF NOT, WHY NOT?






#	Response
1.	ALL individuals should be targeted for participation. Our entire population is at risk and we need to focus on mass participation versus a targeted strategy. What makes one population more important than another when it comes to being healthy?

2. n/a

### CAN YOU ACCESS PROGRAMS IN THE OFFICIAL LANGUAGE (ENGLISH/FRENCH) OF YOUR CHOICE?

Response	Chart	Percentage	Count
Yes		81%	13
No		19%	3
<b>Total Responses</b>			<b>16</b>

### WHAT ARE THE CURRENT CHALLENGES IN ACCESSING SUCH PROGRAMS AND SERVICES IN BOTH OFFICIAL LANGUAGES?

Response	Chart	Percentage	Count
Availability		80%	8
Location		30%	3
Time		0%	0
Cost		20%	2
Staff/Volunteers with Appropriate Language Skills		30%	3
Other, please specify:		10%	1
<b>Total Responses</b>			<b>10</b>

### WHAT ARE THE CURRENT CHALLENGES IN ACCESSING SUCH PROGRAMS AND SERVICES IN BOTH OFFICIAL LANGUAGES? (OTHER, PLEASE SPECIFY:)

#	Response
1.	NA

### HAVE YOU HEARD OF CANADIAN SPORT FOR LIFE (CS4L) OR LONG TERM ATHLETE DEVELOPMENT (LTAD)?

Response	Chart	Percentage	Count
Yes		81%	13
No		19%	3

**Total Responses 16**

**HAVE YOU SEEN ANY CHANGES TO PROGRAMMING IN YOUR SPORT OR COMMUNITY RELATED TO CS4L OR LTAD?**

Response	Chart	Percentage	Count
More program choices		27%	4
Players grouped by development level, not chronological age		13%	2
Ratio of practice time to competition time has increased (ie more practice)		0%	0
Children encouraged to participate in other sports and not specialize too young		27%	4
Training for coaches and volunteers re CS4L		47%	7
No changes		20%	3
N/A		7%	1
Other, please specify:		0%	0
<b>Total Responses</b>			<b>15</b>

**HAVE YOU SEEN ANY CHANGES TO PROGRAMMING IN YOUR SPORT OR COMMUNITY RELATED TO CS4L OR LTAD? (OTHER, PLEASE SPECIFY:)**

# Response

**WHAT IS THE CURRENT IMPACT OF CS4L IMPLEMENTATION?**

#	Response
1.	See some impact in organized sport but really, just a mention of it, not real changes.
2.	More people are involved.
3.	It allows the sport provider to structure their programs around the stages of the model that participants may be at.
4.	nil
5.	Programs for young children (6-9 years of age) now focused on skill development and giving kids the necessary movement skills and sport skills



6.	increase programs and therefore participation
7.	I don't know. Haven't seen it personally.
8.	it has changed the mindset of coaching to look for lifetime fitness not just fitness now.
9.	Coaches are starting to realize that the program must be athlete-centered.
10.	Better coaching
11.	The biggest impact is the age of specialization for specific skills and skill sets of the athlete. Having the coaches and parents understand these pathways is making a drastic difference to sport.
12.	great

## WHAT DO YOU THINK WILL BE THE FUTURE IMPACT OF CS4L IMPLEMENTATION?

#	Response
1.	Needs to be focussed on fitness or active for life. Not all sport needs to be super organized. We need more emphasis on sport just to be active and not just developing sport for excellence. Sport of active living. Sport for fun and activity, not super organized and always striving for high performance.
2.	Maintaining activity throughout ones life.
3.	Increase sport participation, especially with regards to youth and also increase the number of people who choose to be active for life.
4.	Imperative to ensure all activity options are available and the choice is there to participate at the community level.
5.	- A more physically literate population participating in a wide range of sports - Competent coaches - Skill development based programs
6.	hopefully, an increase to the starter sports
7.	Can't say right now.
8.	hopefully more longterm fit individuals.
9.	Inter-agency communication and cooperation.
10.	More rounded understanding of sport for health as opposed to sport for professional competition
11.	I believe that development will be more time/age-appropriate and the results of this program should show more sport excellence in Canada.
12.	great

## WHAT ARE THE BARRIERS TO SUCCESSFUL IMPLEMENTATION OF THE CS4L MODEL?









Response	Chart	Percentage	Count
Access to materials		0%	0
Geography (distances)		27%	4
Training costs		47%	7
Not enough facilitators		33%	5
Lack of Funding		33%	5
Unsupportive culture		47%	7
Training of coaches and/or volunteers		27%	4
Uninformed parents and/or participants		53%	8
Awareness		67%	10
Engagement of other sectors of society (health, education and recreation sectors)		27%	4
Not Sure		0%	0
Other, please specify:		13%	2
<b>Total Responses</b>			<b>15</b>

WHAT ARE THE BARRIERS TO SUCCESSFUL IMPLEMENTATION OF THE CS4L MODEL? (OTHER, PLEASE SPECIFY:)












#	Response
1.	Not enough volunteers to organize informal sport activity
2.	Buy-in from agencies

FOLLOWING IS A LIST OF PROGRAM AND SERVICE AREAS THAT HAVE BEEN IDENTIFIED TO ASSESS CANADA'S SPORT DEVELOPMENT DELIVERY SYSTEM. PLEASE IDENTIFY THE TOP FIVE PRIORITIES FOR THE SPORT DEVELOPMENT DELIVERY SYSTEM.

Response	Chart	Percentage	Count
Coaches and instructors		80%	12
Officials – referees, umpires, judges, etc.		40%	6












Facilities and equipment		60%	9
School sport system		67%	10
Parasport development – inclusion/integration		20%	3
Research and innovation		40%	6
Training and pathways to employment		47%	7
Capitalizing on international events		20%	3
Equity policies		33%	5
Organizational capacity		53%	8
N/A		0%	0
<b>Total Responses</b>			<b>15</b>

FOLLOWING IS A LIST OF PROGRAM AND SERVICE AREAS THAT HAVE BEEN IDENTIFIED TO ASSESS CANADA’S SPORT DEVELOPMENT DELIVERY SYSTEM. PLEASE IDENTIFY THE TOP THREE COMPONENTS IN WHICH PROGRAMMING IS CURRENTLY AT A SUFFICIENT LEVEL.




Response	Chart	Percentage	Count
Coaches and instructors		29%	4
Officials – referees, umpires, judges, etc.		29%	4
Facilities and equipment		14%	2
School sport system		21%	3
Parasport development – inclusion/integration		29%	4
Research and innovation		57%	8
Training and pathways to employment		14%	2
Capitalizing on international events		29%	4
Equity policies		14%	2
Organizational capacity		14%	2
N/A		14%	2

<b>Total Responses</b>	<b>14</b>
------------------------	-----------

FOLLOWING IS A LIST OF PROGRAM AND SERVICE AREAS THAT HAVE BEEN IDENTIFIED TO ASSESS CANADA’S SPORT DEVELOPMENT DELIVERY SYSTEM. PLEASE IDENTIFY THE TOP THREE COMPONENTS IN WHICH PROGRAMMING IS CURRENTLY INSUFFICIENT AND/OR NEEDS IMPROVEMENT.

Response	Chart	Percentage	Count
Coaches and instructors		50%	7
Officials – referees, umpires, judges, etc.		36%	5
Facilities and equipment		50%	7
School sport system		50%	7
Parasport development – inclusion/integration		14%	2
Research and innovation		7%	1
Training and pathways to employment		21%	3
Capitalizing on international events		7%	1
Equity policies		14%	2
Organizational capacity		21%	3
N/A		14%	2
<b>Total Responses</b>			<b>14</b>



FOLLOWING IS A LIST OF PROGRAM AND SERVICE AREAS THAT HAVE BEEN IDENTIFIED AS IMPORTANT COMPONENTS OF CANADA’S HIGH PERFORMANCE DELIVERY SYSTEM. PLEASE IDENTIFY THE TOP FIVE PRIORITIES FOR THE HIGH PERFORMANCE DELIVERY SYSTEM.

Response	Chart	Percentage	Count
Coaches and technical leadership		100%	11
Training and competition		55%	6
Sport science, sport medicine		64%	7










and technology			
Athlete talent identification, recruitment and development		73%	8
Research and innovation		27%	3
Integrated athlete development pathways		9%	1
Organizational capacity and sustainability		18%	2
Direct athlete support and incentives		64%	7
Facilities and equipment		36%	4
Hosting of international events in Canada		0%	0
N/A		0%	0
		<b>Total Responses</b>	<b>11</b>

FOLLOWING IS A LIST OF PROGRAM AND SERVICE AREAS THAT HAVE BEEN IDENTIFIED AS IMPORTANT COMPONENTS OF CANADA'S HIGH PERFORMANCE DELIVERY SYSTEM. PLEASE IDENTIFY THE TOP THREE COMPONENTS IN WHICH PROGRAMMING IS CURRENTLY AT A SUFFICIENT LEVEL.

Response	Chart	Percentage	Count
Coaches and technical leadership		20%	2
Training and competition		10%	1
Sport science, sport medicine and technology		0%	0
Athlete talent identification, recruitment and development		20%	2
Research and innovation		40%	4
Integrated athlete development pathways		20%	2
Organizational capacity and sustainability		0%	0
Direct athlete support and incentives		10%	1
Facilities and equipment		30%	3

Hosting of international events in Canada		20%	2
N/A		40%	4
		<b>Total Responses</b>	<b>10</b>

FOLLOWING IS A LIST OF PROGRAM AND SERVICE AREAS THAT HAVE BEEN IDENTIFIED AS IMPORTANT COMPONENTS OF CANADA'S HIGH PERFORMANCE DELIVERY SYSTEM. PLEASE IDENTIFY THE TOP THREE COMPONENTS IN WHICH PROGRAMMING IS CURRENTLY INSUFFICIENT AND/OR NEEDS IMPROVEMENT.

Response	Chart	Percentage	Count
Coaches and technical leadership		60%	6
Training and competition		50%	5
Sport science, sport medicine and technology		30%	3
Athlete talent identification, recruitment and development		60%	6
Research and innovation		10%	1
Integrated athlete/coach/official development pathways		20%	2
Organizational capacity and sustainability		20%	2
Direct athlete and coach support and incentives		50%	5
Facilities and equipment		20%	2
Hosting of international events in Canada		0%	0
N/A		0%	0
		<b>Total Responses</b>	<b>10</b>

WHAT ARE THE BENEFITS OF IMPROVING LINKAGES BETWEEN NATIONAL SPORT ORGANIZATIONS AND THEIR PROVINCIAL/TERRITORIAL COUNTERPARTS?

Response	Chart	Percentage	Count
Athlete Development		73%	8

Coach/Leader Development		91%	10
Program Partnerships		73%	8
Relevant Programming		73%	8
Knowledge Transfer		82%	9
Improved Services		55%	6
No benefits		0%	0
N/A		0%	0
Other, please specify:		0%	0
		<b>Total Responses</b>	<b>11</b>

WHAT ARE THE BENEFITS OF IMPROVING LINKAGES BETWEEN NATIONAL SPORT ORGANIZATIONS AND THEIR PROVINCIAL/TERRITORIAL COUNTERPARTS? (OTHER, PLEASE SPECIFY:)

# Response

WHAT ARE THE CHALLENGES TO IMPROVING THESE LINKAGES?








Response	Chart	Percentage	Count
Communication		82%	9
Human Resources		45%	5
Culture Conflicts		36%	4
Governance Structure		64%	7
Personalities		45%	5
N/A		0%	0
Other, please specify:		9%	1
		<b>Total Responses</b>	<b>11</b>

WHAT ARE THE CHALLENGES TO IMPROVING THESE LINKAGES? (OTHER, PLEASE SPECIFY:)

# Response

1. Expense







WHAT ARE THE BENEFITS OF IMPROVING LINKAGES BETWEEN PROVINCIAL/TERRITORIAL SPORT ORGANIZATIONS AND MUNICIPAL-LEVEL SPORT CLUBS AND RECREATION DEPARTMENTS/ORGANIZATIONS AND/OR SCHOOLS?

Response	Chart	Percentage	Count
Relevant Programming		55%	6
Targeted Uptake		64%	7
Shared Expertise		82%	9
Partnerships		55%	6
Knowledge Transfer		45%	5
Improved Services		73%	8
Wider audience		64%	7
No benefits		0%	0
N/A		0%	0
Other, please specify:		0%	0
		<b>Total Responses</b>	<b>11</b>

WHAT ARE THE BENEFITS OF IMPROVING LINKAGES BETWEEN PROVINCIAL/TERRITORIAL SPORT ORGANIZATIONS AND MUNICIPAL-LEVEL SPORT CLUBS AND RECREATION DEPARTMENTS/ORGANIZATIONS AND/OR SCHOOLS? (OTHER, PLEASE SPECIFY:)

# Response

WHAT ARE THE CHALLENGES TO IMPROVING THESE LINKAGES?



Response	Chart	Percentage	Count
Differing Objectives		82%	9
Communication		73%	8
Developing Contacts		18%	2
Differing Cultures		27%	3
Human Resources		55%	6
Personalities		27%	3
N/A		0%	0
Other, please specify:		0%	0
		<b>Total Responses</b>	<b>11</b>

WHAT ARE THE CHALLENGES TO IMPROVING THESE LINKAGES? (OTHER, PLEASE SPECIFY:)






# Response



DO YOU THINK SPORT SHOULD BE USED INTENTIONALLY FOR COMMUNITY-BUILDING PURPOSES?

Response	Chart	Percentage	Count
Yes		100%	11
No		0%	0
		<b>Total Responses</b>	<b>11</b>

IF YES, WHICH OF THE FOLLOWING SHOULD BE THE FOCUS OF THE PROGRAMS?

Response	Chart	Percentage	Count
Youth Development		73%	8
Health Promotion		82%	9
Gender Equity		18%	2
Social Inclusion		45%	5
Conflict Resolution		9%	1
Other, please specify:		0%	0
		<b>Total Responses</b>	<b>11</b>

IF YES, WHICH OF THE FOLLOWING SHOULD BE THE FOCUS OF THE PROGRAMS? (OTHER, PLEASE SPECIFY:)

# Response

CANADIANS ARE INVOLVED IN A WIDE RANGE OF INTERNATIONAL ACTIVITIES RELATED TO SPORT. IN WHICH AREAS SHOULD CANADA CONTINUE TO FOCUS:

	Increase	Continue	Decrease	Discontinue	Total
Participating in international competitions and events	5 (45%)	6 (55%)	0 (0%)	0 (0%)	11
Contributing to the governance of international sport bodies	2 (18%)	8 (73%)	1 (9%)	0 (0%)	11
Hosting international sporting events	2 (18%)	9 (82%)	0 (0%)	0 (0%)	11

Fighting doping in sport	2 (20%)	6 (60%)	2 (20%)	0 (0%)	10
Promoting quality sport for disadvantaged or underrepresented groups	4 (36%)	5 (45%)	2 (18%)	0 (0%)	11
Advancing sport for social development abroad	1 (9%)	8 (73%)	2 (18%)	0 (0%)	11

## OTHER, PLEASE SPECIFY

There are no responses to this question.

## WE WELCOME ADDITIONAL COMMENTS AND FEEDBACK.

#	Response
1.	I like where we are at with organized sport. Our communities/ youth need more informal activity / sport opportunities or promotion. Our youth don't simply play sport on a daily basis, in informal settings as much as we use to. We need more space and opportunities to encourage kids to get out and simply be active, not attached to digital devices. We don't know how to play any more.
2.	n/a