



SUMMARY REPORT - NEW BRUNSWICK ORGANIZATION

Canadian Sport Policy Renewal 2011



ARE YOU ANSWERING THIS SURVEY ON BEHALF OF:

Response	Chart	Percentage	Count
Yourself (as an individual)		0%	0
Your Organization		100%	39
		Total Responses	39







IN WHAT PROVINCE/TERRITORY IS YOUR ORGANIZATION BASED?

Response	Chart	Percentage	Count
Alberta		0%	0
British Columbia		0%	0
Manitoba		0%	0
New Brunswick		100%	39
Newfoundland and Labrador		0%	0
Northwest Territories		0%	0
Nova Scotia		0%	0
Nunavut		0%	0
Ontario		0%	0
Prince Edward Island		0%	0
Québec		0%	0
Saskatchewan		0%	0
Yukon		0%	0
		Total Responses	39

IS YOUR ORGANIZATION INVOLVED WITH SPORT?

Response	Chart	Percentage	Count
Yes		97%	38
No		3%	1
		Total Responses	39









HOW WOULD YOU BEST DESCRIBE YOUR ORGANIZATION?

Response	Chart	Percentage	Count
Publicly Funded (including Municipal, P/T, Federal Government)		13%	5
Not-for-Profit/Voluntary		59%	23
National Sport (NSO/MSO/CSC)		5%	2
Provincial/Territorial Sport		38%	15
Corporate/For Profit		5%	2
Education		0%	0
Other, please specify:		3%	1
		Total Responses	39

HOW WOULD YOU BEST DESCRIBE YOUR ORGANIZATION? (OTHER, PLEASE SPECIFY:)

#	Response
1.	multi-sport federation

WHICH OF THE FOLLOWING CITIES ARE YOU CLOSEST TO?

Response	Chart	Percentage	Count
Fredericton		34%	13
Saint John		53%	20
Moncton/Dieppe		11%	4
Edmundston		5%	2
Bathurst		8%	3
Campbellton		5%	2
Miramichi		3%	1
Woodstock		5%	2

Total Responses	38
------------------------	-----------

PLEASE ESTIMATE THE POPULATION OF YOUR COMMUNITY.

Response	Chart	Percentage	Count
Less than 5,000		11%	4
Between 5,000 and 9,999		16%	6
More than 10,000		73%	27
		Total Responses	37

WHAT ARE THE REASONS FOR YOUR ORGANIZATION'S INTEREST IN PROMOTING PARTICIPATION IN SPORT?

Response	Chart	Percentage	Count
Promote Healthy Lifestyles		78%	29
Reduce sport dropout rates		22%	8
Increase the exposure of children and youth to sport		86%	32
Increase individual and family-based participation		57%	21
Increase sport opportunities for under-represented groups		68%	25
Improve athlete performance (national/international level)		51%	19
Foster civic engagement		16%	6
Contribute to community-building		43%	16
Contribute to Social Development (youth-at-risk)		46%	17
Foster participation for coaches, officials, administrators, and/or volunteers		59%	22
Other, please specify:		0%	0
		Total Responses	37

WHAT ARE THE REASONS FOR YOUR ORGANIZATION'S INTEREST IN PROMOTING PARTICIPATION IN SPORT? (OTHER, PLEASE SPECIFY:)

Response

WHAT ARE THE MOST IMPORTANT CHALLENGES AFFECTING YOUR ORGANIZATION'S EFFORTS TO PROMOTE AND INCREASE PARTICIPATION IN SPORT?

Response	Chart	Percentage	Count
Size, Availability, and/or Suitability of Facilities		65%	24
Communication with Stakeholders		24%	9
Human Resource Capacity		38%	14
Governance and Management Issues		11%	4
Funding/Sponsorship		84%	31
Program Development		22%	8
Dependency on Volunteers		62%	23
Growing popularity of non-traditional sports and physical recreation		14%	5
Other, please specify:		3%	1
Total Responses			37

WHAT ARE THE MOST IMPORTANT CHALLENGES AFFECTING YOUR ORGANIZATION'S EFFORTS TO PROMOTE AND INCREASE PARTICIPATION IN SPORT? (OTHER, PLEASE SPECIFY:)

Response

1. Accessibility
2. Dependency on

HOW DOES YOUR ORGANIZATION DEFINE A QUALITY SPORT EXPERIENCE?








Response

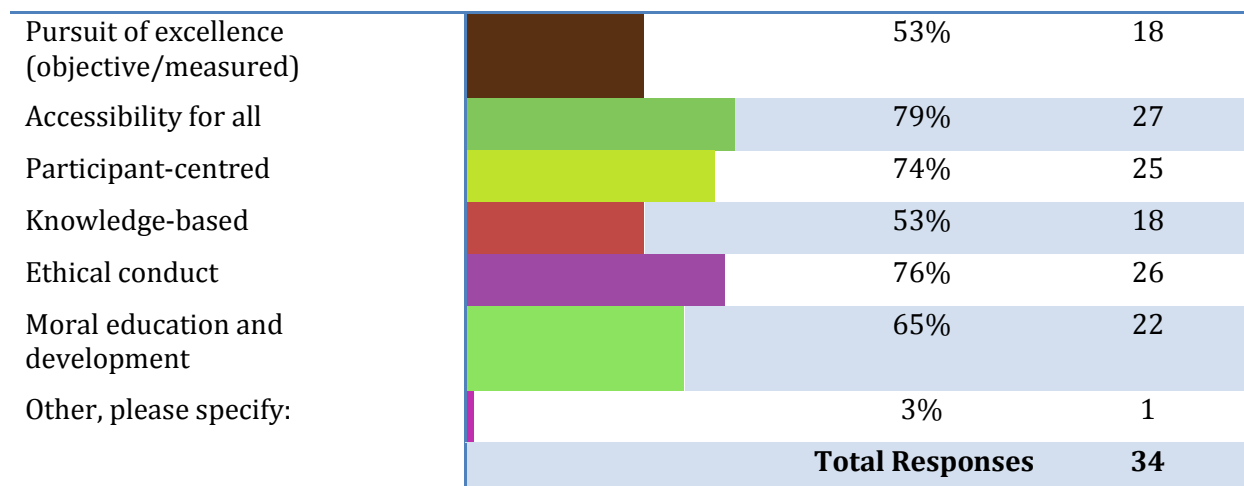
1. An experience where all children regardless of abilities and background have a chance to develop many important life skills, become physically active for life and be able to practice and train in adequate facilities
2. an activity, preferable with an organized sport, that results in an improvement in a person physical well being and an improvement in the person's skill level.

3.	Providing a safe and healthy environment to develop the necessary skills to become a successful athlete at each ones personal level.
4.	A quality sport experience is one that encourages an athlete and provides opportunities to participate and / or excel in his or her chosen discipline.
5.	When all participants, of all levels continue to have a fun, social experience while having the ability to improve their performance.
6.	A quality sport experience is one where a participant can grow to become a recreational athlete in a fun and learning environment, and one where competitive athletes can continue to improve their skills in an environment that offers quality training facilities and technically competent instruction.
7.	A sport program that includes NCCP certified coaches in a safe facility which has the support of parents and community. This program would also include proper well maintained equipment.
8.	Participants having fun in a safe, learning environment. Guided by a certified coach.
9.	non-profit organization that strengthens development opportunities and provides educational resources for coaches in a variety of contexts. We promote coaching at all levels and ensures that communities recognize the vital role of the coach in the development of sport.
10.	Providing enjoyment, recreation and competition through organized programs which give due consideration to the capabilities of all individuals from the area who registered.
11.	parents, kids and community involvemen, working together to keep kids active, healthy, and responsible.
12.	To have fun,to learn a new sport,to share, to help others.
13.	Track & field program - One of the best in Atlantic Canada based on... – Strong team spirit and club culture – High youth participation levels – A well developed grass roots development program for children ages 7-12 – A consistent training program for competitive athletes ages 13-21 – Public awareness and media coverage of the sport – Integrated & complementary with school programs – Successful performances by individual athletes – Top facilities and a club capable of hosting high quality events
14.	As a small rural community living near a town with schools that maintain good sporting activities as well as a sports arena and soon to be inside pool complex, we focus on getting the interest of sporting activities and healthy living to our community that work without having hugh sports complex. We are in the process of holding clinics to instigate more sports that we can maintain such as ball hockey, basketball, nordic walking, geocache and that sort of activity.
15.	Our organization defines Quality Sport experience of being able to provide quality coaches in order to teaxch the sport of baseball. Another experience we are trying to potray is an environment where we can help children learn a new sport, foster friendship, sportsmanship plus bring physical activity in our area for this children.
16.	This organization focuses on active lifestyles so having community members come out to participate in a activity with us, enjoy it and want to take part again in the future would be a quality experience.
17.	Members who participate in our organization's activities do so with the goal of improving their

	skill level in their chosen discipline. The aim is to learn and to have fun while doing so. We strive to bring in top instructors to help members to reach their goal whether it be competition or just for their own enjoyment.
18.	We define a quality sport experience as an opportunity for engagement in sport that offers the following: opportunity to try the sport and continue with the sport if enjoyed, opportunity for coaching and mentoring, availability of adaptive equipment and technical aids (we always have an Occupational Therapist or Rehabilitation Product Specialist on standby with a participation kits of tools and supplies), and an accessible space (entrances, bathrooms, and other aspects).
19.	FOR A PARTICIPANT TO START PLAYING AT A YOUNG AGE AND CONTINUE INTO ADULTHOOD. TO ENJOY THE SPORT ENOUGH TO GIVE BACK.
20.	Une expérience sportive de qualité se définit comme étant un sport pratiqué par plaisir et de façon régulière ce pour la vie.
21.	An experience where all members of the community, including people with disabilities, can come together to participate.
22.	Full community participation, especially with those who have a mobility disability.
23.	One where both the audience and participants are satisfied and can't wait for the next game.
24.	An opportunity at a sport for an individual that is inclusive of gender, age, and physical disability that allows them to be involved and showcase their abilities and not disabilities.
25.	In jr. men and jr. women Goal-ball
26.	athlete focused, coach driven and sport science supported to get Atlantic Canadians on Olympic/Paralympic teams
27.	By participation in flag, tackle or touch football at all levels from 6 to 60

WHAT VALUES DOES YOUR ORGANIZATION THINK SHOULD DEFINE SPORT, AS PRACTICED ON THE FIELD OF PLAY, IN CANADA?

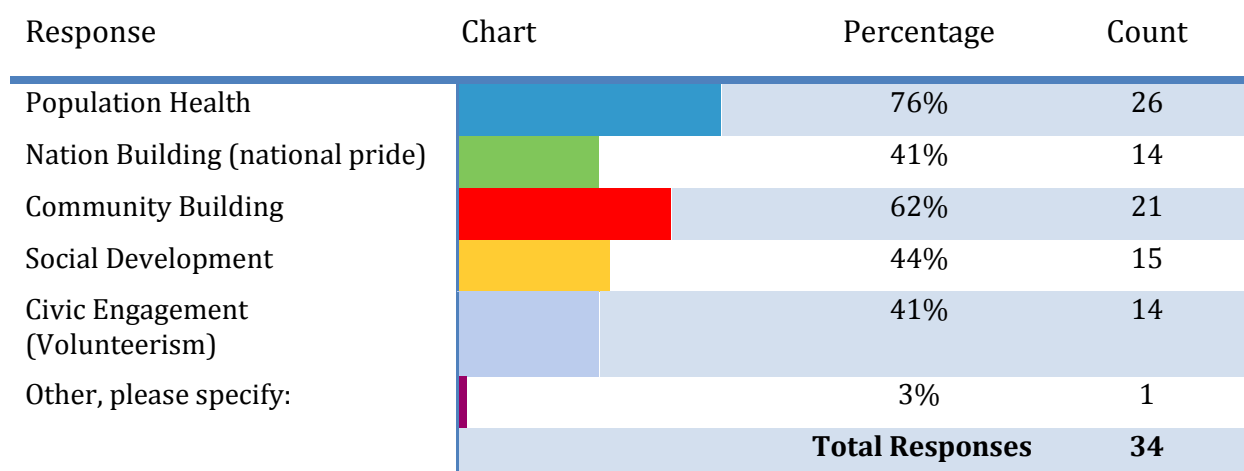
Response	Chart	Percentage	Count
Enjoyment		94%	32
Integrity		68%	23
Safety		79%	27
Teamwork		82%	28
Respect		85%	29
Fair play		76%	26
Pursuit of excellence (individual/personal)		68%	23



WHAT VALUES DOES YOUR ORGANIZATION THINK SHOULD DEFINE SPORT, AS PRACTICED ON THE FIELD OF PLAY, IN CANADA? (OTHER, PLEASE SPECIFY:)

#	Response
1.	universally designed

WHAT COULD SPORT'S GREATEST CONTRIBUTION BE TO CANADIAN SOCIETY OVER THE NEXT 10 YEARS?















WHAT COULD SPORT'S GREATEST CONTRIBUTION BE TO CANADIAN SOCIETY OVER THE NEXT 10 YEARS? (OTHER, PLEASE SPECIFY:)

#	Response
1.	social inclusion

SHOULD EFFORTS BE MADE TO INCREASE THE PARTICIPATION OF SPECIFIC POPULATION GROUPS IN SPORT?

Response	Chart	Percentage	Count
Yes		97%	31
No		3%	1
		Total Responses	32

IF YES, WHICH GROUPS SHOULD BE TARGETED?

Response	Chart	Percentage	Count
Children and Youth		82%	27
Girls and Young Women		58%	19
Aboriginal Peoples		48%	16
Persons with a Disability		61%	20
Youth at Risk		64%	21
Visible Minorities		36%	12
Economically Disadvantaged Individuals		55%	18
Aging Population		30%	10
Persons at Risk for Obesity and Obesity-related Illness		52%	17
Newcomers to Canada		39%	13
Parents		30%	10
Other, please specify:		3%	1
		Total Responses	33

IF YES, WHICH GROUPS SHOULD BE TARGETED? (OTHER, PLEASE SPECIFY:)

#	Response
1.	All of the above, everyone deserves an opportunity to physical activity and healthy living.


IF NOT, WHY NOT?

#	Response
1.	We are an equestrian organization so I am not sure that the ageing population or the persons at

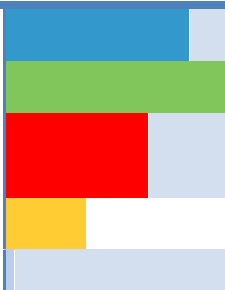
risk of obesity would relate.

2. every individual regardless of 'special' population should be recruited to engage in sport.

DOES YOUR ORGANIZATION OFFER PROGRAMS AND SERVICES IN BOTH OFFICIAL LANGUAGES?

Response	Chart	Percentage	Count
Yes		62%	21
No		38%	13
		Total Responses	34

WHAT ARE THE CURRENT CHALLENGES IN OFFERING SUCH PROGRAMS AND SERVICES?

Response	Chart	Percentage	Count
Human Resources		53%	18
Funding		79%	27
Resource Support (Tools, Programs, etc)		41%	14
Program Enrollment		24%	8
Other, please specify:		3%	1
		Total Responses	34

WHAT ARE THE CURRENT CHALLENGES IN OFFERING SUCH PROGRAMS AND SERVICES? (OTHER, PLEASE SPECIFY:)

Response

1. Our community population is basically English, but we do have several members in our group who are well versed in both languages if the need was there.

HAVE YOU HEARD OF CANADIAN SPORT FOR LIFE (CS4L) OR LONG TERM ATHLETE DEVELOPMENT (LTAD)?

Response	Chart	Percentage	Count
Yes		65%	22

No		35%	12
		Total Responses	34

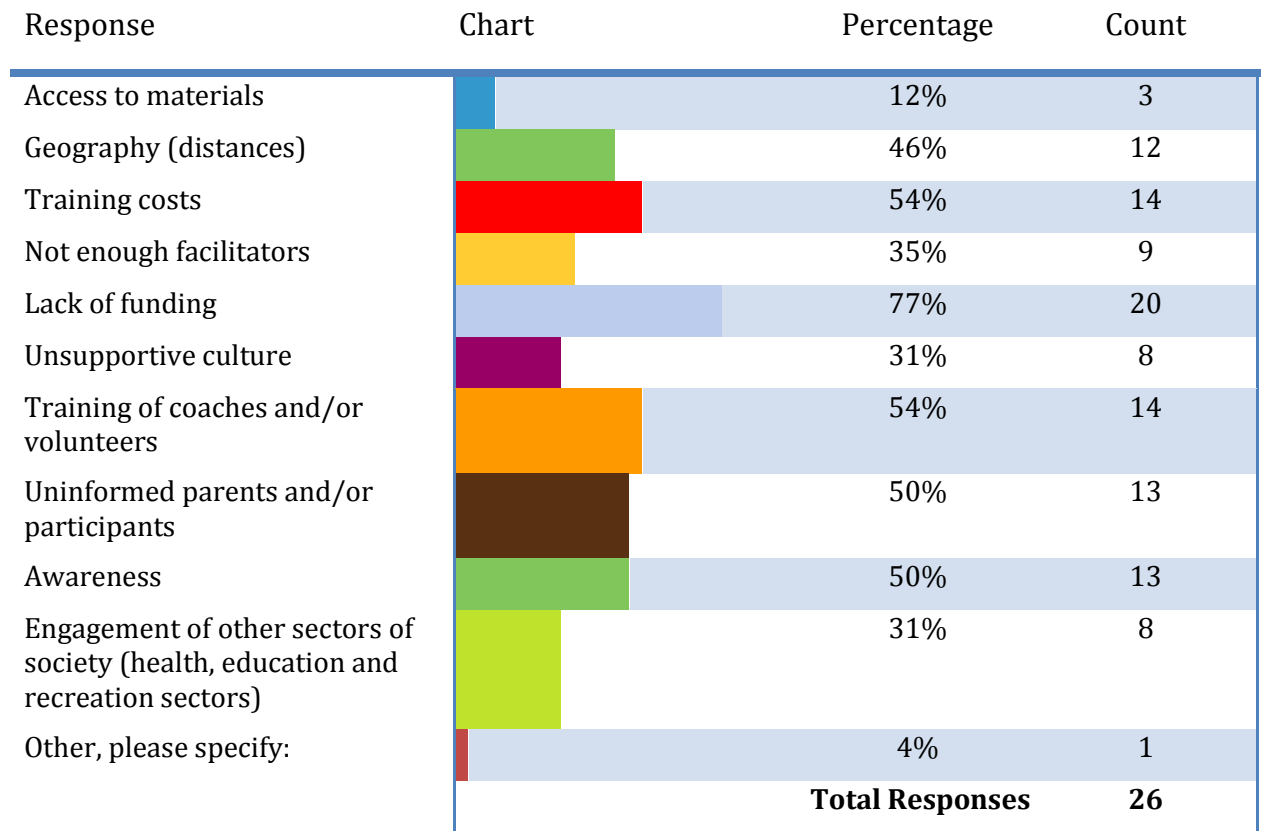
WHAT IS THE CURRENT IMPACT OF CS4L IMPLEMENTATION?

#	Response
1.	more coaches and sport organizations are aware of the LTAD and they actively pursuing to implement it into their programs
2.	I believe at a national level it has made the NSOs look at how they develop athletes and move them towards a high performance system. I don't think this has filtered down to the provincial level for a variety of reasons. I also believe that many people have equated this with developing only high performance athletes and have neglected the other areas such as recreation and coaching.
3.	awareness of athlete development at various ages.
4.	We have our own LTPD through the CSA.
5.	Our National Sport organization has developed an LTAD plan and is in the process of implementing. Pilots at various stages are currently taking place across the country.
6.	In dealing with the First Nations communities there has been such as learning curve for them. It has been a struggle in implementing the LTAD/CS4L as the idea is quite far advanced.
7.	Clearer ways to see pathways for development. Understanding of fundamental movement skills.
8.	Playground to Podium. Planning for the sporting excellence and well-being of Canadians.
9.	it has been promoted and discussed by the governing body (HNB)
10.	It's a big undertaking for a volunteer organization with limited funding.
11.	Certain sports have already implemented CS4L or similar plans in their organizations and do quite well others not as much. Probably related to registration numbers/popularity of that sport which would impact the number of athletes to draw from who want to make the jump from learning to train to wanting to go further in their sport
12.	Unsure. Too high level. Need to make it have impact at the community/individual level.
13.	INCREASE IN PARTICIPATION AT THE 8-10 AGE GROUP.
14.	Not enough information on what they are doing.
15.	breaking the old mold of 'how we always did it' to a more scientific approach of athlete/sport development
16.	For the sport of football it allows athletes to participate with a two year age group.

WHAT DO YOU THINK WILL BE THE FUTURE IMPACT OF CS4L IMPLEMENTATION?

#	Response
1.	knowledgeable and educated parents will make better choices for their children, sport organizations and programs will focus on children/participants needs rather than quick, fast results and glory
2.	CS4L needs to take a broader focus and include health and wellness in its vocabulary. The system is needed for all levels of athletes but in order to be successful there needs to be better buy-in from the general public. CS4L has the opportunity to make the sporting system better for everyone.
3.	more awareness and implementation
4.	Full implementation will not be seen for at least another two years. However, the future impact will include: earlier development of crucial skills (at an earlier age). This will translate into stronger and more competitive athletes at the elite levels.
5.	With further education to the First Nation communities benefits may come slowly.
6.	Better fundamental skills. Skilled athletes. Clearer pathways for participants and competitive athletes. Increased focus on Active Start and Active for Life.
7.	Incorporate FUNdamental activities into sport-specific sessions for younger children, especially during warm-up and fun activities.
8.	not sure
9.	I think it's a great idea once fully implemented and more people should be involved in sport overall.
10.	I believe this is a good foundation to start from
11.	As emphasis on the Active start/fundamentals and learning to train areas continue to develop and athletes progress through the other levels Canadian athletes will compete even better on a worldwide stage in an increased number of sports
12.	Could be positive but need to recognize the unique assets of smaller provinces and communities. Too focused on major centres. Also, needs to focus more on partnerships with disability organizations who are experts in engaging the population of persons with disabilities. So tired of hearing that no one attends programs or initiatives offered by sport groups....there is an interest and need, but need to meaningfully engage persons with disabilities.
13.	ONLY AN INCREASE IN NUMBERS ACROSS THE BOARD IE: MALE AND FEMALE
14.	A fitter, more goal oriented Canada with less health problems and less financial strain because of visits to the hospital and other health support.
15.	To help other provinces to be more inform. To held workshops.
16.	streamlined effort of producing athletes that have the greatest chance of reaching their athletic potential
17.	It must be implemented at all levels of sport

WHAT ARE THE BARRIERS TO SUCCESSFUL IMPLEMENTATION OF THE CS4L MODEL?

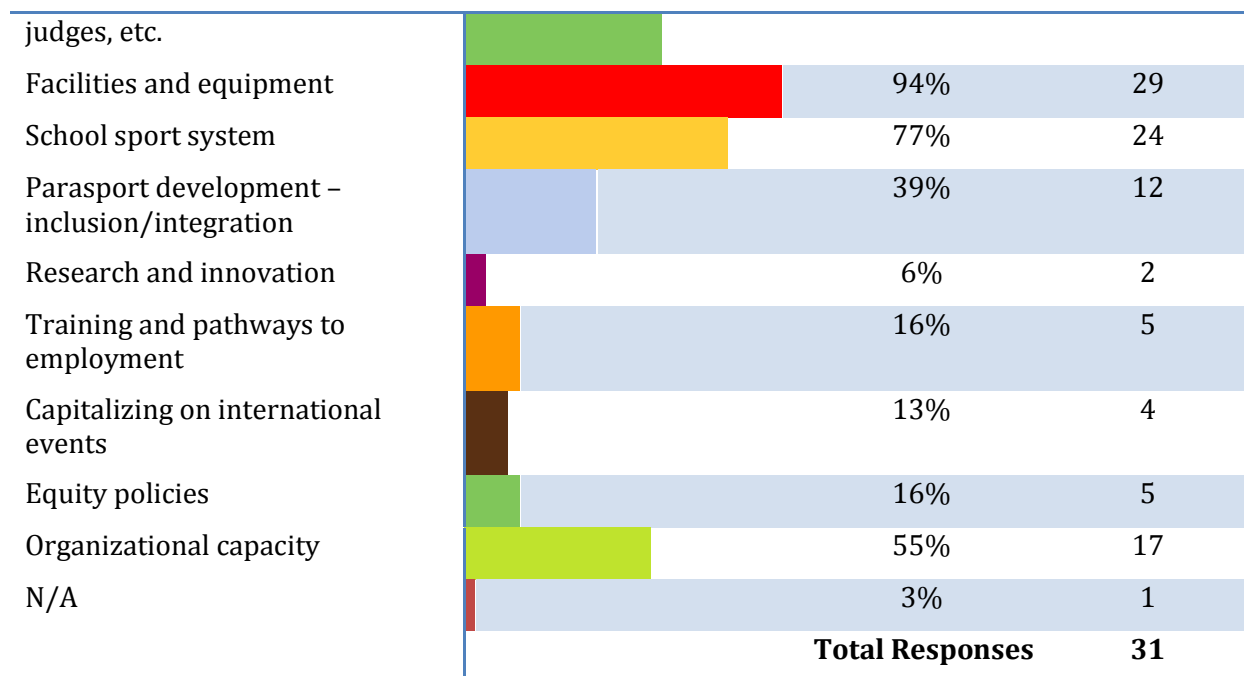


WHAT ARE THE BARRIERS TO SUCCESSFUL IMPLEMENTATION OF THE CS4L MODEL? (OTHER, PLEASE SPECIFY:)

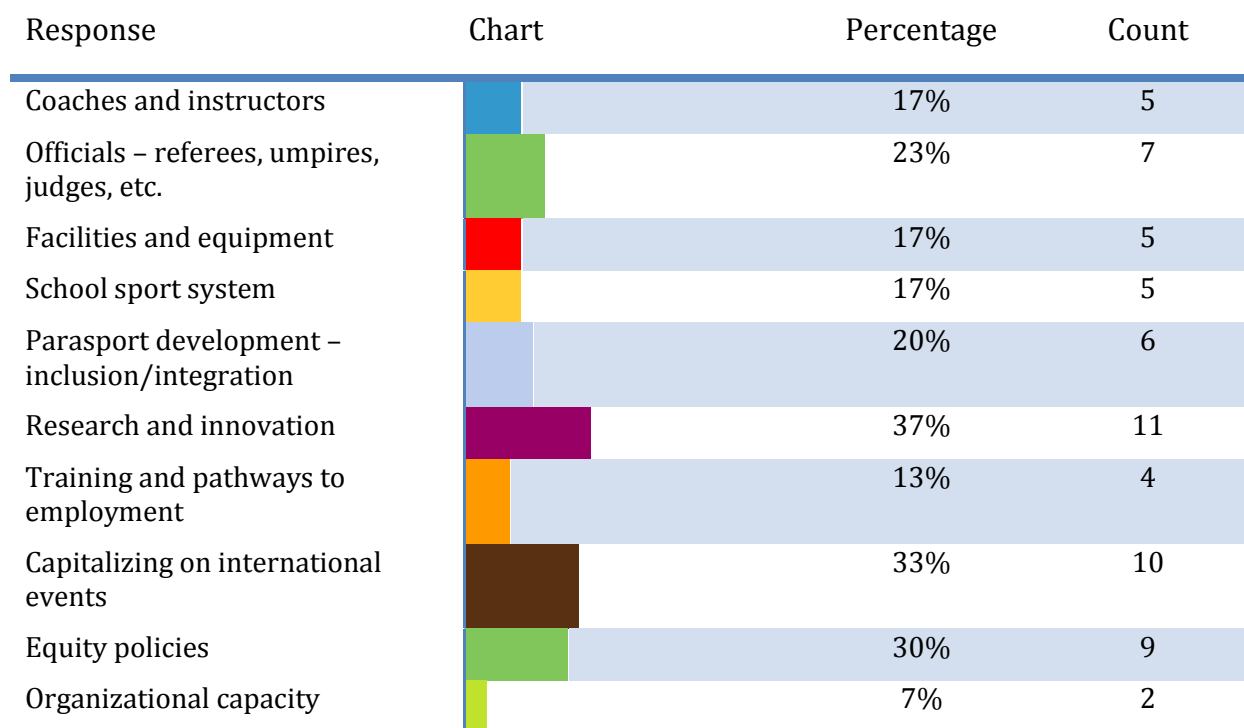
#	Response
1.	Too much focus on large provinces and cities.

FOLLOWING IS A LIST OF PROGRAM AND SERVICE AREAS THAT HAVE BEEN IDENTIFIED TO ASSESS CANADA'S SPORT DEVELOPMENT DELIVERY SYSTEM. PLEASE IDENTIFY THE TOP FIVE PRIORITIES FOR THE SPORT DEVELOPMENT DELIVERY SYSTEM.





FOLLOWING IS A LIST OF PROGRAM AND SERVICE AREAS THAT HAVE BEEN IDENTIFIED TO ASSESS CANADA’S SPORT DEVELOPMENT DELIVERY SYSTEM. PLEASE IDENTIFY THE TOP THREE COMPONENTS IN WHICH PROGRAMMING IS CURRENTLY AT A SUFFICIENT LEVEL.



N/A

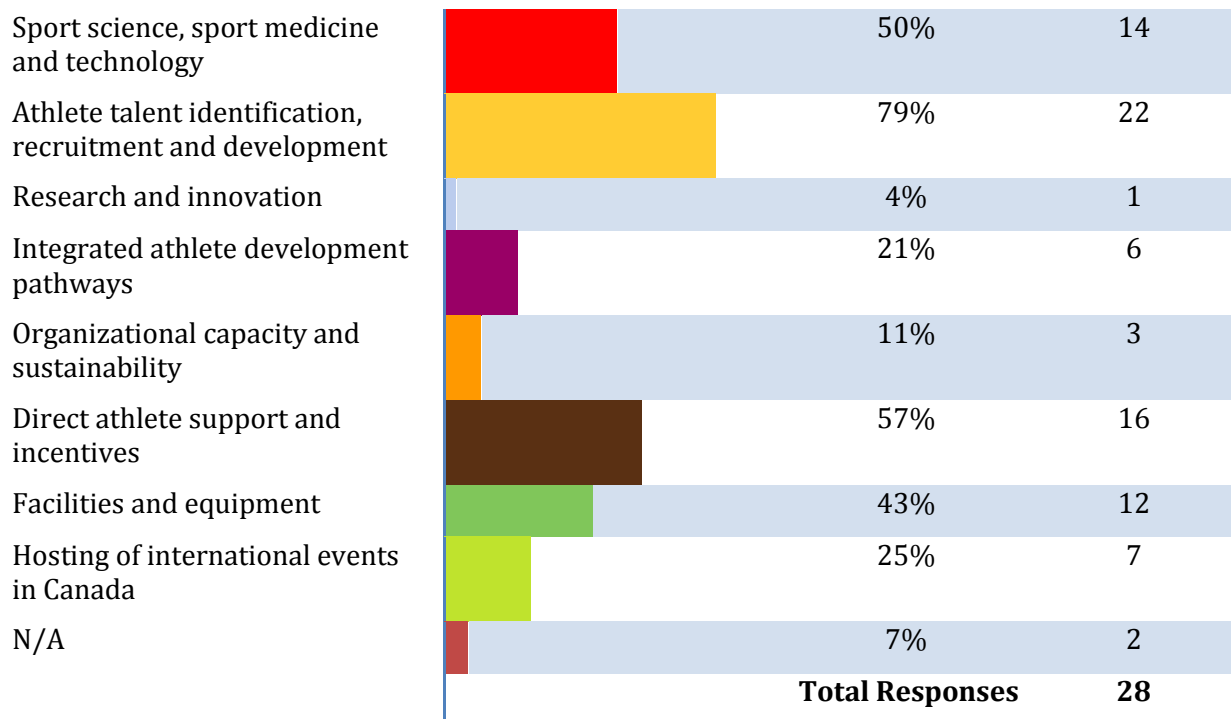
		23%	7
		Total Responses	30

FOLLOWING IS A LIST OF PROGRAM AND SERVICE AREAS THAT HAVE BEEN IDENTIFIED TO ASSESS CANADA’S SPORT DEVELOPMENT DELIVERY SYSTEM. PLEASE IDENTIFY THE TOP THREE COMPONENTS IN WHICH PROGRAMMING IS CURRENTLY INSUFFICIENT AND/OR NEEDS IMPROVEMENT.

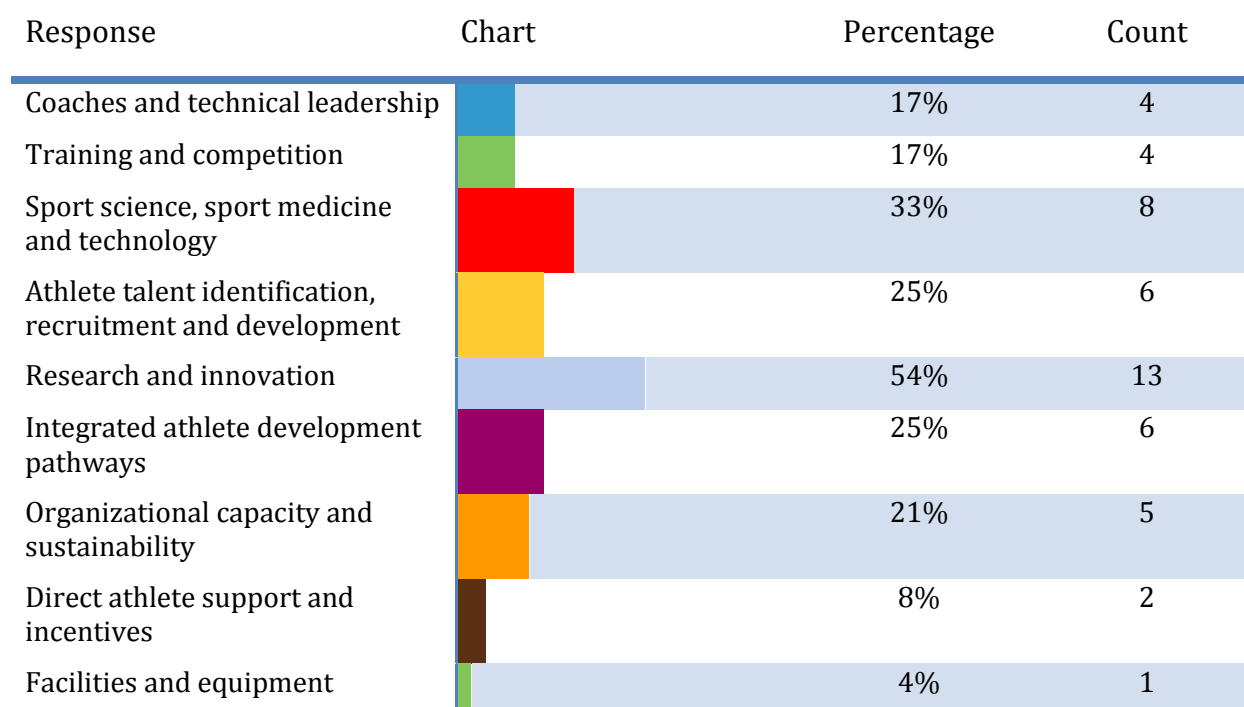
Response	Chart	Percentage	Count
Coaches and instructors		55%	17
Officials – referees, umpires, judges, etc.		32%	10
Facilities and equipment		61%	19
School sport system		32%	10
Parasport development – inclusion/integration		29%	9
Research and innovation		6%	2
Training and pathways to employment		16%	5
Capitalizing on international events		6%	2
Equity policies		16%	5
Organizational capacity		26%	8
N/A		6%	2
		Total Responses	31



FOLLOWING IS A LIST OF PROGRAM AND SERVICE AREAS THAT HAVE BEEN IDENTIFIED AS IMPORTANT COMPONENTS OF CANADA’S HIGH PERFORMANCE DELIVERY SYSTEM. PLEASE IDENTIFY THE TOP FIVE PRIORITIES FOR THE HIGH PERFORMANCE DELIVERY SYSTEM.

Response	Chart	Percentage	Count
Coaches and technical leadership		75%	21
Training and competition		75%	21














FOLLOWING IS A LIST OF PROGRAM AND SERVICE AREAS THAT HAVE BEEN IDENTIFIED AS IMPORTANT COMPONENTS OF CANADA'S HIGH PERFORMANCE DELIVERY SYSTEM. PLEASE IDENTIFY THE TOP THREE COMPONENTS IN WHICH PROGRAMMING IS CURRENTLY AT A SUFFICIENT LEVEL.











Hosting of international events in Canada		25%	6
N/A		25%	6
		Total Responses	24

FOLLOWING IS A LIST OF PROGRAM AND SERVICE AREAS THAT HAVE BEEN IDENTIFIED AS IMPORTANT COMPONENTS OF CANADA'S HIGH PERFORMANCE DELIVERY SYSTEM. PLEASE IDENTIFY THE TOP THREE COMPONENTS IN WHICH PROGRAMMING IS CURRENTLY INSUFFICIENT AND/OR NEEDS IMPROVEMENT.

Response	Chart	Percentage	Count
Coaches and technical leadership		41%	11
Training and competition		26%	7
Sport science, sport medicine and technology		22%	6
Athlete talent identification, recruitment and development		56%	15
Research and innovation		4%	1
Integrated athlete development pathways		15%	4
Organizational capacity and sustainability		15%	4
Direct athlete support and incentives		44%	12
Facilities and equipment		37%	10
Hosting of international events in Canada		15%	4
N/A		11%	3
		Total Responses	27

PLEASE SELECT THE MOST IMPORTANT RESOURCES THAT YOUR ORGANIZATION NEEDS TO FULLY ACHIEVE ITS POTENTIAL IN DELIVERING SPORT PROGRAMS AND SERVICES.

Response	Chart	Percentage	Count
----------	-------	------------	-------

Human Resources		43%	12
Financial		86%	24
Program (equipment, tools, etc)		36%	10
Governance (templates, training, assistance, etc)		18%	5
Facilities		64%	18
Strategic Plan		11%	3
Clear programming objectives		4%	1
Other, please specify:		4%	1
Total Responses			28

PLEASE SELECT THE MOST IMPORTANT RESOURCES THAT YOUR ORGANIZATION NEEDS TO FULLY ACHIEVE ITS POTENTIAL IN DELIVERING SPORT PROGRAMS AND SERVICES. (OTHER, PLEASE SPECIFY:)


#	Response
1.	equipment

WHAT ARE SOME OF THE CURRENT LIMITATIONS?








#	Response
1.	lack of adequate training space(swimming pool)and very high cost of rental. This limits the potential participants as due to high enrollment fees(pool cost). Even with the athletes we currently have in the program our high end athletes are behind in training due to limited space and hours we have pool/facility available to our team.
2.	Limited financial resources have an impact on all the other areas. IT is difficult to deliver the programs that are needed without the human resources, equipment, tools, facilities etc that are needed. More sources of funding would be beneficial.
3.	Cost of upkeep of facilities using money needed to attract top class coaches. an all most non-existence of volunteers
4.	Not enough proper facilities equitably across the province
5.	Lack of technically sound coaches in communities outside major training centres. Lack of training facilities and funding so that the costs for training (to parents) is reasonably affordable. Many talented young athletes do not pursue the sport further due to costs.
6.	Funding is based on federal/provincial bilateral agreements. Without the \$0.50 the Government of New Brunswick would not be catering to Aboriginal sport. This hampers growth as the organization needs leadership dollars by way of an executive director and core funding support. Government works on 4-year cycles, unfortunately it will take First Nations more time to attain governments goals that have been set out for them. Sport and recreation are well down the list

	on First Nation communities priority list as Band Councils must first worry about health, education, roads and other social issues. Maybe Government could engage the First Nations leadership, organizations and champions.
7.	Facilities, weather. Having athletes make transition from school to club. Need a deeper pool of coaches.
8.	Icetime, and Finances
9.	Funding.
10.	100% volunteer based organization which makes it hard to do everything needed.
11.	Volunteer capacity and coaching expertise
12.	The current limitation is to ensure all coaches have taken some coaching session in order to ensure the coaches are able to work with the players from a technical perspective and from a code of ethics perspective.
13.	Sport organizations struggle to meaningfully engage persons with disabilities so disability organizations, such as ours, are leading sport oppportunities. We always bring in a sport group for expertise and it works well as we have the trust of our membership of persons with disabilities. This model needs to be explored to further engage persons with disabilities. We need less research and more on the group implementation and delivery.
14.	OTHER SPORTS ARE TAKING AWAY NUMBERS FROM SOFTBALL....IE: SOCCER
15.	No practice space and not enough volunteers to help the sport succeed.
16.	The ability to engage the physically disabled due to lack of access to population group, adapted sports equipment and limits of personal transportation.
17.	Try to get more people involed in sports.
18.	funding and human resources

DOES YOUR ORGANIZATION HAVE THE HUMAN RESOURCE CAPACITY (WITH REGARD TO GOVERNANCE, PROFESSIONAL DEVELOPMENT, RECRUITMENT OF STAFF, RETENTION, ETC.) TO MEET THE DEMANDS OF THE NEXT DECADE (AGING POPULATION, DECLINING VOLUNTEERISM, INCREASING DIVERSITY, ETC.)?

Response	Chart	Percentage	Count
Yes		23%	6
No		77%	20
Total Responses			26







WHAT ARE THE MAIN HUMAN RESOURCE MANAGEMENT ISSUES FOR YOUR ORGANIZATION WITH RESPECT TO STAFF AND VOLUNTEERS?

Response	Chart	Percentage	Count
Recruitment		75%	21
Retention		57%	16
Training		21%	6
Skill Set		21%	6
Compensation		39%	11
Language Capacity		11%	3
Other, please specify:		4%	1
		Total Responses	28

WHAT ARE THE MAIN HUMAN RESOURCE MANAGEMENT ISSUES FOR YOUR ORGANIZATION WITH RESPECT TO STAFF AND VOLUNTEERS? (OTHER, PLEASE SPECIFY:)

#	Response
1.	funding

WHAT ARE THE BENEFITS OF IMPROVING LINKAGES BETWEEN NATIONAL SPORT ORGANIZATIONS AND THEIR PROVINCIAL/TERRITORIAL COUNTERPARTS?

Response	Chart	Percentage	Count
Athlete Development		77%	20
Coach/Leader Development		81%	21
Program Partnerships		54%	14
Relevant Programming		35%	9
Knowledge Transfer		81%	21
Improved Services		58%	15
No benefits		0%	0
N/A		0%	0
Other, please specify:		0%	0
		Total Responses	26

WHAT ARE THE BENEFITS OF IMPROVING LINKAGES BETWEEN NATIONAL SPORT ORGANIZATIONS AND THEIR PROVINCIAL/TERRITORIAL COUNTERPARTS? (OTHER, PLEASE SPECIFY:)

Response

WHAT ARE THE CHALLENGES TO IMPROVING THESE LINKAGES?

Response	Chart	Percentage	Count
Communication		77%	20
Human Resources		58%	15
Culture Conflicts		23%	6
Governance Structure		23%	6
Personalities		27%	7
N/A		4%	1
Other, please specify:		4%	1
Total Responses			26

WHAT ARE THE CHALLENGES TO IMPROVING THESE LINKAGES? (OTHER, PLEASE SPECIFY:)

Response

1. lack of focus on grass roots - National body focused on national competitors

WHAT ARE THE BENEFITS OF IMPROVING LINKAGES BETWEEN PROVINCIAL/TERRITORIAL SPORT ORGANIZATIONS AND MUNICIPAL-LEVEL SPORT CLUBS AND RECREATION DEPARTMENTS/ORGANIZATIONS AND/OR SCHOOLS?









Response	Chart	Percentage	Count
Relevant Programming		54%	14
Targeted Uptake		42%	11
Shared Expertise		65%	17
Partnerships		73%	19
Knowledge Transfer		62%	16
Improved Services		62%	16
Wider audience		65%	17
No benefits		0%	0

N/A		4%	1
Other, please specify:		0%	0
Total Responses			26

WHAT ARE THE BENEFITS OF IMPROVING LINKAGES BETWEEN PROVINCIAL/TERRITORIAL SPORT ORGANIZATIONS AND MUNICIPAL-LEVEL SPORT CLUBS AND RECREATION DEPARTMENTS/ORGANIZATIONS AND/OR SCHOOLS? (OTHER, PLEASE SPECIFY:)

Response

WHAT ARE THE CHALLENGES TO IMPROVING THESE LINKAGES?

Response	Chart	Percentage	Count
Differing Objectives		62%	16
Communication		54%	14
Developing Contacts		50%	13
Differing Cultures		23%	6
Human Resources		35%	9
Personalities		42%	11
N/A		4%	1
Other, please specify:		8%	2
Total Responses			26

WHAT ARE THE CHALLENGES TO IMPROVING THESE LINKAGES? (OTHER, PLEASE SPECIFY:)

#	Response
1.	missing partnerships with the disability organizations
2.	School Safety Policies

DOES YOUR ORGANIZATION PROMOTE SPORT PARTICIPATION INTENTIONALLY FOR COMMUNITY-BUILDING PURPOSES?

Response	Chart	Percentage	Count
Yes		69%	18
No		31%	8

Total Responses	26
------------------------	-----------

IF YES, WHICH OF THE FOLLOWING SHOULD BE PROGRAM FOCUSES?

Response	Chart	Percentage	Count
Youth Development		94%	17
Health Promotion		50%	9
Gender Equity		56%	10
Social Inclusion		61%	11
Conflict Resolution		6%	1
Other, please specify:		0%	0
Total Responses			18

IF YES, WHICH OF THE FOLLOWING SHOULD BE PROGRAM FOCUSES? (OTHER, PLEASE SPECIFY:)

#	Response
----------	-----------------

WHAT ARE THE BARRIERS FOR PROMOTING COMMUNITY-BUILDING PROGRAMS?

Response	Chart	Percentage	Count
Not a policy or organizational mandate/objective		35%	8
Lack of funding		70%	16
Human Resources		48%	11
Programming		22%	5
Partnerships		35%	8
Lack of Communications Strategies		35%	8
Other, please specify:		0%	0
Total Responses			23

WHAT ARE THE BARRIERS FOR PROMOTING COMMUNITY-BUILDING PROGRAMS? (OTHER, PLEASE SPECIFY:)

#	Response
----------	-----------------

CANADIANS ARE INVOLVED IN A WIDE RANGE OF INTERNATIONAL ACTIVITIES RELATED TO SPORT. IN WHICH AREAS SHOULD CANADA CONTINUE TO FOCUS?

	Increase	Continue	Decrease	Discontinue	Total
Participating in international competitions and events	11 (42%)	15 (58%)	0 (0%)	0 (0%)	26
Contributing to the governance of international sport bodies	6 (24%)	17 (68%)	2 (8%)	0 (0%)	25
Hosting international sporting events	12 (48%)	11 (44%)	2 (8%)	0 (0%)	25
Fighting doping in sport	9 (35%)	15 (58%)	2 (8%)	0 (0%)	26
Promoting quality sport for disadvantaged or underrepresented groups	15 (58%)	11 (42%)	0 (0%)	0 (0%)	26
Advancing sport for social development abroad	5 (20%)	15 (60%)	5 (20%)	0 (0%)	25

OTHER, PLEASE SPECIFY:

There are no responses to this question.

WE WELCOME ADDITIONAL COMMENTS AND FEEDBACK.

#	Response
1.	Better co-operation between Provinces.
2.	Thank you for this opportunity to voice my organizations opinion.
3.	This survey was too long
4.	We appreciate having an opportunity to submit information. Because we are a very small area, we don't feel we have a lot of info to contribute to this survey. We do realize the importance of sporting activities and we work at promoting physical activity to our community but on a very different level than what we are reading here.
5.	I believe a key partner is missing in this survey. Disability organizations. Need to explore these partnerships. We have the trust of our memberships. NB has the second highest rate of disability in Canada. A recent survey validated that persons with mobility disabilities are largely inactive due to lack of knowledge of what is available, lack of adapted or truly universally designed programs, and funding such as cost for activities and transportation.

- | |
|---|
| 6. Recognize Roller Derby as an up and coming sport worth contributing. |
| 7. You are doing a good job in sports at home and around the world. |
| 8. The sport of football is one of the biggest sport in the world both professionally and amateur. It is also a heritage sport but does not receive the precognition it deserves. |